



CONTOUR PRICE LIST

March 2026

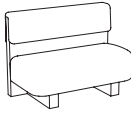

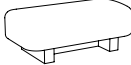
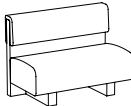
**WEST
COAST
INDUSTRIES**



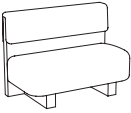

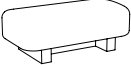
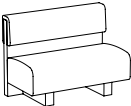
Contour Options

Dual Upholstery	DU2	136
Non-standard Laminate (set-up charge)		173
Premium Laminates		CALL
Fenix Laminate Selection		CALL
Crumb Sweep, 48" Single	CS48S	976
Crumb Sweep, 60" Single	CS48S	1,220
Crumb Sweep, 48" Double	CS60D	1,952
Crumb Sweep, 60" Double	CS60D	2,440
Front Fascia, 48" (per side)	FF48	807
Front Fascia, 60" (per side)	FF60	1,008
Additional Ganging Clips (1 Pair)	GC	180

quotes@westcoastindustries.com or 415.621.6656

Single	Model #	Description	Dimensions	Single COM	Dual COM Seat	Dual COM Back
	CON48SL	Contour 48" Single, Laminate	48"W 27.25"D 34.25"H	5.00	3.0	2.25
	CON60SL	Contour 60" Single, Laminate	60"W 27.25"D 34.25"H	6.00	4.0	2.5
Double						
	CON48DL	Contour 48" Double, Laminate	48"W 49.5"D 34.25"H	10.0	6.0	4.5
	CON60DL	Contour 60" Double, Laminate	60"W 49.5"D 34.25"H	13.0	8.0	5.0
Bench						
	CON48BL	Contour 48" Bench, Laminate	48"W 26.25"D 18"H	3.5	-	-
	CON60BL	Contour 60" Bench, Laminate	60"W 26.25"D 18"H	4.25	-	-
	CON72BL	Contour 72" Bench, Laminate	72"W 26.25"D 18"H	5.0	-	-
Modular						
	CON48LL	Contour 48" LH End, Laminate	48"W 27.25"D 34.25"H	5.00	3.0	2.25
	CON48RL	Contour 48" RH End, Laminate	60"W 27.25"D 34.25"H	5.00	3.0	2.25
	CON48CL	Contour 48" Center, Laminate	48"W 27.25"D 34.25"H	5.00	3.0	2.25

Note: Each modular unit comes with two pairs of ganging clips.

COM	COL/GR1	GR2	GR3	GR4	GR5	GR6	GR7	GR8	GR9	GR10	Single
8,699	9,284	9,439	9,599	9,754	9,909	10,064	10,219	10,374	10,529	10,689	
10,111	10,813	10,999	11,191	11,377	11,563	11,749	11,935	12,121	12,307	12,499	
Double											
13,490	14,660	14,970	15,290	15,600	15,910	16,220	16,530	16,840	17,150	17,470	
15,362	16,883	17,286	17,702	18,105	18,508	18,911	19,314	19,717	20,120	20,536	
Bench											
4,051	4,461	4,569	4,681	4,790	4,898	5,007	5,115	5,224	5,332	5,444	
4,493	4,990	5,122	5,258	5,390	5,522	5,653	5,785	5,917	6,049	6,185	
4,938	5,523	5,678	5,838	5,993	6,148	6,303	6,458	6,613	6,768	6,928	
Modular											
8,817	9,402	9,557	9,717	9,872	10,027	10,182	10,337	10,492	10,647	10,807	
8,817	9,402	9,557	9,717	9,872	10,027	10,182	10,337	10,492	10,647	10,807	
8,817	9,402	9,557	9,717	9,872	10,027	10,182	10,337	10,492	10,647	10,807	

*Modified sizes, shapes, and configurations can be quoted on request. quotes@westcoastindustries.com or 415-621-6656

How to Order

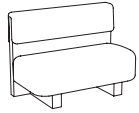

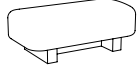
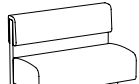
CON48SL Model #	Contour 48" Single, Laminate Description	LFE Field Elm Laminate	Gr-4 Maharam Ledger 463770-045 Pine Upholstery	CS48S Crumb Sweep Options
--------------------	---	---------------------------	---	------------------------------





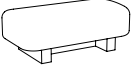
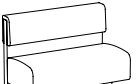
Contour Options

Dual Upholstery	DU2	136
Stain to Match (set-up-charge)	STM	500
Crumb Sweep 48", Single	CS48S	976
Crumb Sweep 60", Single	CS48S	1,220
Crumb Sweep 48", Double	CS60D	1,952
Crumb Sweep 60", Double	CS60D	2,440
Front Fascia, 48" (per side)	FF48	807
Front Fascia, 60" (per side)	FF60	1,008
Additional Ganging Clips (1 Pair)	GC	180

quotes@westcoastindustries.com or 415.621.6656

Single	Model #	Description	Dimensions	Single COM	Dual COM Seat	Dual COM Back
	CON48SW	Contour 48" Single, Veneer	48"W 27.25"D 34.25"H	5.00	3.0	2.25
	CON60SW	Contour 60" Single, Veneer	60"W 27.25"D 34.25"H	6.00	4.0	2.5
Double						
	CON48DW	Contour 48" Double, Veneer	48"W 49.5"D 34.25"H	10.0	6.0	4.5
	CON60DW	Contour 60" Double, Veneer	60"W 49.5"D 34.25"H	13.0	8.0	5.0
Bench						
	CON48BW	Contour 48" Bench, Veneer	48"W 26.25"D 18"H	3.5	-	-
	CON60BW	Contour 60" Bench, Veneer	60"W 26.25"D 18"H	4.25	-	-
	CON72BW	Contour 72" Bench, Veneer	72"W 26.25"D 18"H	5.0	-	-
Modular						
	CON48LW	Contour 48" LH End, Veneer	48"W 27.25"D 34.25"H	5.00	3.0	2.25
	CON48RW	Contour 48" RH End, Veneer	60"W 27.25"D 34.25"H	5.00	3.0	2.25
	CON48CW	Contour 48" Center, Veneer	48"W 27.25"D 34.25"H	5.00	3.0	2.25

Note: Each modular unit comes with two pairs of ganging clips.

COM	COL/GR1	GR2	GR3	GR4	GR5	GR6	GR7	GR8	GR9	GR10	Single
9,062	9,647	9,802	9,962	10,117	10,272	10,427	10,582	10,737	10,892	11,052	
10,533	11,235	11,421	11,613	11,799	11,985	12,171	12,357	12,543	12,729	12,921	
Double											
14,053	15,223	15,533	15,853	16,163	16,473	16,783	17,093	17,403	17,713	18,033	
16,002	17,523	17,926	18,342	18,745	19,148	19,551	19,954	20,357	20,760	21,176	
Bench											
4,219	4,629	4,737	4,849	4,958	5,066	5,175	5,283	5,392	5,500	5,612	
4,680	5,177	5,309	5,445	5,577	5,709	5,840	5,972	6,104	6,236	6,372	
5,143	5,728	5,883	6,043	6,198	6,353	6,508	6,663	6,818	6,973	7,133	
Modular											
9,179	9,764	9,919	10,079	10,234	10,389	10,544	10,699	10,854	11,009	11,169	
9,179	9,764	9,919	10,079	10,234	10,389	10,544	10,699	10,854	11,009	11,169	
9,179	9,764	9,919	10,079	10,234	10,389	10,544	10,699	10,854	11,009	11,169	

*Modified sizes, shapes, and configurations can be quoted on request. quotes@westcoastindustries.com or 415-621-6656

How to Order

CON48SW Model #	Contour 48" Single, Veneer Description	WCO Clear Oak Wood Veneer	Gr-4 Maharam Ledger 463770-045 Pine Upholstry	CS48S Crumb Sweep Options
--------------------	---	------------------------------	--	------------------------------