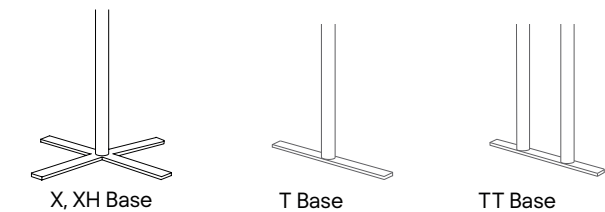
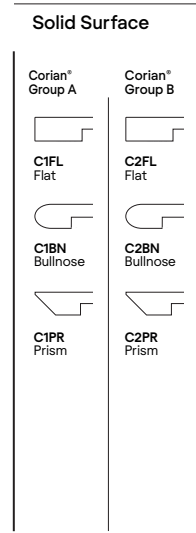
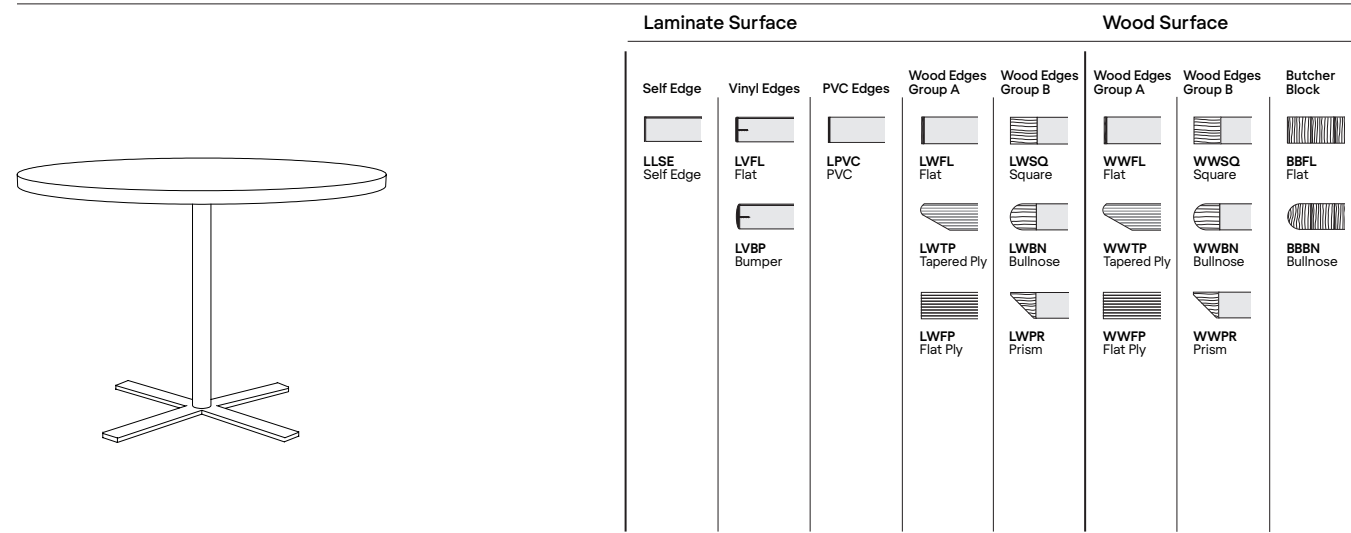




PLUS

December 2024

**WEST
COAST
INDUSTRIES**



Complete Table List Pricing

	Top Size	Base Qty.	Base Style	Model #									
Round	24	1	X	PUX24RD	1,230	1,230	1,315	1,588	1,878	1,605	2,003	1,858	
	30	1	X	PUX30RD	1,465	1,465	1,569	1,913	2,223	2,031	2,374	2,412	
	36	1	X	PUX36RD	1,729	1,729	1,852	2,257	2,616	2,301	2,797	3,066	
	42	1	X	PUX42RD	1,902	1,902	2,041	2,456	2,899	2,616	3,115	3,969	
	48	1	X	PUX48RD	2,207	2,207	2,364	2,823	3,332	3,014	3,588	4,570	
	54	1	XH	PUXH54RD	2,522	2,522	2,703	3,317	4,369	3,554	4,737	-	
	60	1	XH	PUXH60RD	2,825	2,825	3,020	3,522	4,510	4,141	4,898	-	
Oval	36	72	2	T	PUT3672OV	2,382	2,382	2,469	2,826	3,209	3,123	3,495	-
	42	54	2	T	PUT4254OV	2,342	2,342	2,389	2,741	3,303	3,000	3,407	-
	42	78	2	T	PUT4278OV	2,844	2,844	2,915	3,248	3,626	3,493	3,916	-
	42	84	2	T	PUT4284OV	2,940	2,940	3,033	3,334	3,765	3,584	4,072	-
	48	78	2	TT	PUTT4878OV	3,218	3,218	3,318	3,607	4,036	3,871	4,350	-
	48	96	2	TT	PUTT4896OV	3,521	3,521	3,617	3,862	4,329	4,485	5,030	-
RD Square	24	24	1	X	PUX2424RS	1,232	1,232	1,327	1,588	1,879	1,605	2,003	1,978
	30	30	1	X	PUX3030RS	1,464	1,464	1,580	1,913	2,223	2,031	2,372	2,571
	36	36	1	X	PUX3636RS	1,729	1,729	1,845	2,238	2,616	2,301	2,797	3,268
	42	42	1	X	PUX4242RS	2,009	2,009	2,141	2,584	3,028	2,744	3,243	4,415
	48	48	1	X	PUX4848RS	2,211	2,211	2,364	2,823	3,332	3,014	3,588	4,942
Square	24	24	1	X	PUX2424SQ	1,232	1,232	1,327	1,588	1,879	1,605	2,003	1,978
	30	30	1	X	PUX3030SQ	1,464	1,464	1,580	1,913	2,223	2,031	2,372	2,571
	36	36	1	X	PUX3636SQ	1,729	1,729	1,845	2,238	2,616	2,301	2,797	3,268
	42	42	1	X	PUX4242SQ	2,009	2,009	2,141	2,584	3,028	2,744	3,243	4,415
	48	48	1	X	PUX4848SQ	2,211	2,211	2,364	2,823	3,332	3,014	3,588	4,942

2,369	2,468
3,035	3,161
3,839	3,999
4,587	4,778
5,577	5,809
6,640	6,916
7,692	8,012
-	-
-	-
-	-
-	-
-	-
-	-
-	-
-	-
2,208	2,300
2,833	2,951
3,614	3,765
4,460	4,646
5,284	5,504

Options

Base Finishes		
Custom Powder Coat (set-up charge)	CPC	434
Polished or Satin Chrome (per X base)	use finish code	217
Polished or Satin Chrome (T & TT base, per column)	use finish code	751
Premium Plated (per X base)	use finish code	404
Premium Plated (T & TT base, per column)	use finish code	1,733
Stainless Steel (per base)	use finish code	
Base Options		
Counter, Bar, & Alternate Height (per column)	CH, BH, AH	80
Super Level Glides (per base)	GSL	42
Locking Casters 2" Twin Wheel (qty. 4)	TWC2	68
Tilt-top - (standard cable release)	TMX/TMT	1
Folding	FM	1
Top Materials and Finishes		
Any non-standard WCI Laminates (set-up charge)	use manufacturers finish code	173
Premium Laminates	PL	1
Custom Wood Veneer	CWV	1
Stain to Match (set-up charge)	STM	500
Top Options		
3" Radius Corner (per corner)	CRL3	42
(Laminate self edge & Corian*)		
3" Wood Radius Corner (per corner)	CRW3	100
(not available in LWFL and WWFL)		
Custom Radius Corner	CRC	100
Custom Size	CS	1
Custom Shape	CSH	1
Custom Edge Thickness	CET	1
Ganging Clips (1 set includes 2 male and 2 female clips)	GC	180
Grommets		
2" Round Metal Grommet - Matte Black	GMBM	167
2" Round Metal Grommet - Satin Chrome	GMSC	167
2" Round Metal Grommet - Polished Chrome	GMPC	167
2" Round Plastic Grommet - Matte Black	GPMBM	54
Grommet location	use location code	n/c
Power, Data, & Wire Management		
Wire management		Pages 200-203
Power & data		Pages 236-237

Continued on next page

Call for pricing

415.621.6656

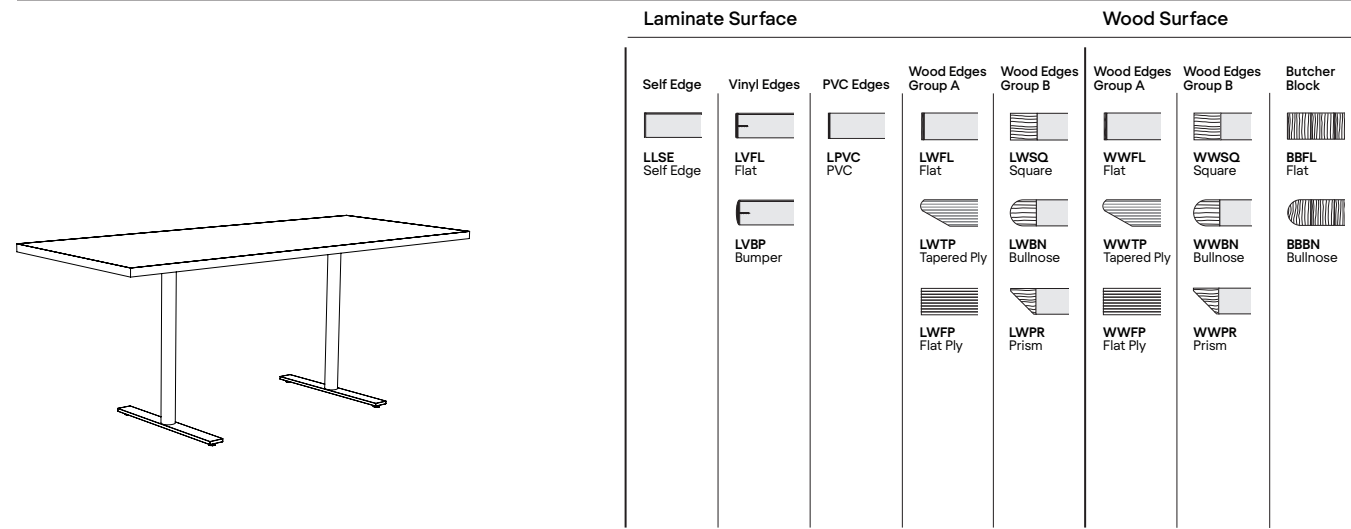
How to Order

Table Model Number							Options
PUX	36	RD	WWSQ	WMW	N/A	MBM	AH
Base Series	Top Size	Top Shape	Top Material Edge Profile	Top Finish	Edge Finish	Base Finish	Alternate Height Base

A PUX36RDWWSQWMWMBM is a Plus series 36" round table with a black powder coat X-base and a wood veneer 1.25" thick top with a 1.25" square wood edge profile.

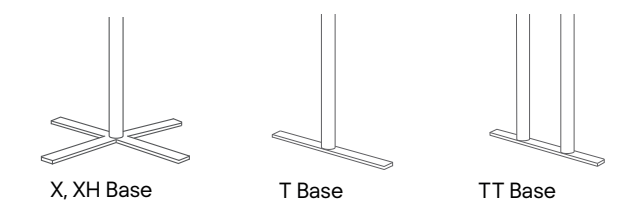
Edge finish applies when edge material is different from top material.

The code: AH specifies alternate height base.



Laminate Surface			Wood Surface				
Self Edge	Vinyl Edges	PVC Edges	Wood Edges Group A	Wood Edges Group B	Wood Edges Group A	Wood Edges Group B	Butcher Block
LSE Self Edge	LVFL Flat	LPVC PVC	LWFL Flat	LWSQ Square	WWFL Flat	WWSQ Square	BBFL Flat
	LVBP Bumper		LWTP Tapered Ply	LWBN Bullnose	WWTP Tapered Ply	WWBN Bullnose	BBBN Bullnose
			LWFP Flat Ply	LWPR Prism	WWFP Flat Ply	WWPR Prism	

Solid Surface	
Corian® Group A	Corian® Group B
C1FL Flat	C2FL Flat
C1BN Bullnose	C2BN Bullnose
C1PR Prism	C2PR Prism



Complete Table List Pricing

	Top Size	Base Qty.	Base Style	Model #								
Rectangle	18 48	2	T	PUT1848RE	1,516	1,516	1,603	1,805	2,233	1,917	2,282	2,427
	18 60	2	T	PUT1860RE	1,600	1,600	1,704	1,942	2,427	2,053	2,527	2,544
	18 72	2	T	PUT1872RE	1,681	1,681	1,794	2,087	2,622	2,204	2,770	2,740
	18 84	2	T	PUT1884RE	1,942	1,942	2,031	2,336	2,865	2,498	3,090	3,012
	18 96	2	T	PUT1896RE	2,087	2,087	2,167	2,435	3,059	2,605	3,269	3,206
	24 30	1	X	PUX2430RE	1,410	1,410	1,492	1,824	2,143	1,961	2,281	2,308
	24 36	1	X	PUX2436RE	1,586	1,586	1,676	2,058	2,369	2,170	2,521	2,667
	24 42	1	X	PUX2442RE	1,643	1,643	1,721	2,128	2,472	2,249	2,635	2,999
	24 48	1	X	PUX2448RE	1,705	1,705	1,801	2,252	2,635	2,390	2,816	3,094
	24 60	2	T	PUT2460RE	1,713	1,713	1,816	2,300	2,735	2,452	2,941	3,426
	24 72	2	T	PUT2472RE	1,813	1,813	1,933	2,467	2,964	2,643	3,203	3,856
	24 84	2	T	PUT2484RE	2,186	2,186	2,298	2,608	3,448	2,802	3,748	4,172
24 96	2	T	PUT2496RE	2,286	2,286	2,409	2,749	3,657	2,958	3,981	4,487	
30 36	1	X	PUX3036RE	1,664	1,664	1,742	2,149	2,489	2,274	2,654	2,960	
30 42	2	T	PUT3042RE	1,746	1,746	1,835	2,332	2,715	2,475	2,905	3,402	
30 48	1	X	PUX3048RE	1,917	1,917	2,014	2,519	2,933	2,674	3,138	3,613	
30 60	2	T	PUT3060RE	1,947	1,947	2,056	2,602	3,076	2,779	3,310	4,017	
30 72	2	T	PUT3072RE	2,065	2,065	2,198	2,731	3,271	2,927	3,527	4,541	
30 84	2	T	PUT3084RE	2,464	2,464	2,577	2,895	3,734	3,108	4,049	4,855	
30 96	2	T	PUT3096RE	2,585	2,585	2,709	3,058	4,031	3,292	4,384	5,170	
36 42	2	T	PUT3642RE	1,953	1,953	2,054	2,554	2,975	2,713	3,180	3,894	
36 48	2	T	PUT3648RE	2,023	2,023	2,129	2,646	3,096	2,813	3,315	4,008	
36 60	2	T	PUT3660RE	2,187	2,187	2,311	2,826	3,336	3,018	3,590	4,604	
36 72	2	T	PUT3672RE	2,328	2,328	2,462	3,047	3,622	3,262	3,913	5,208	
36 84	2	T	PUT3684RE	2,749	2,749	2,869	3,227	4,026	3,467	4,366	5,809	
36 96	2	TT	PUTT3696RE	3,109	3,109	3,252	3,626	4,545	3,888	4,921	6,621	

Continued on next page

*T-bases can be specified on 30" x 42" and 30" x 48" rectangle tables, please refer to Base Only Pricing and Top Only Pricing.
X-bases are recommended for dining applications.

How to Order

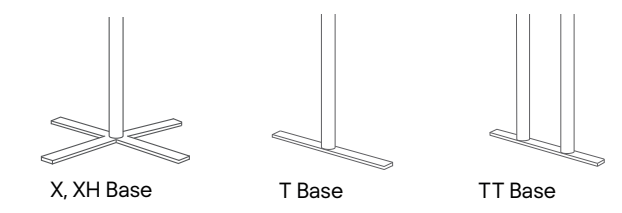
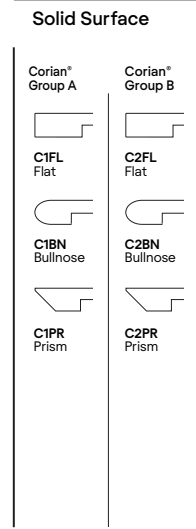
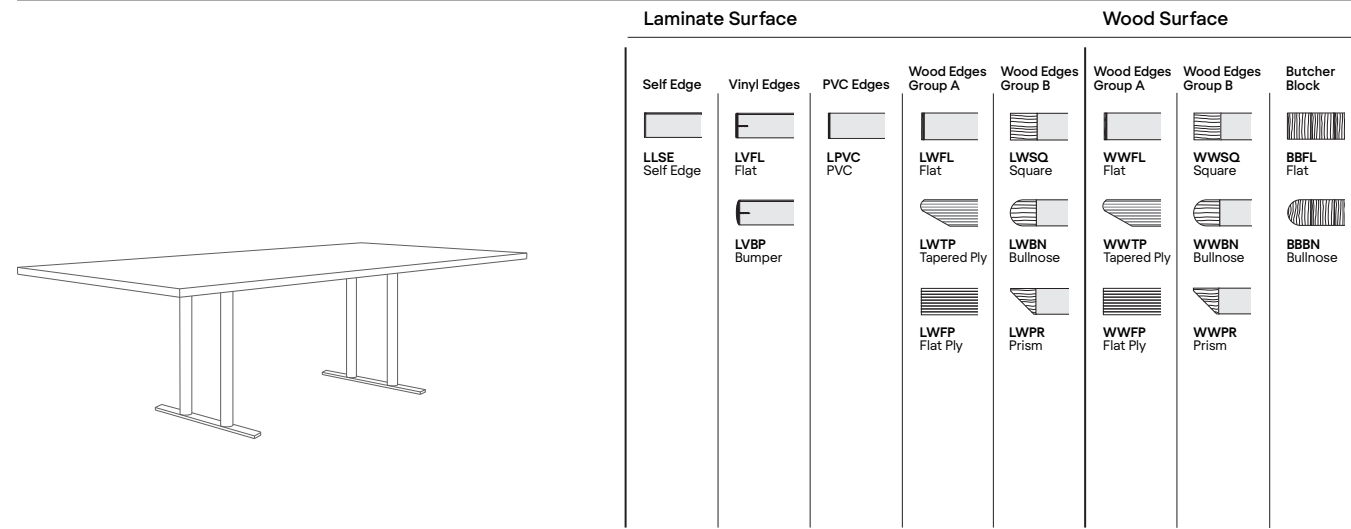
Table Model Number							Options
PUT Base Series	3672 Top Size	RA Top Shape	WWSQ Top Material Edge Profile	WMW Top Finish	N/A Edge Finish	MBM Base Finish	TWC2 Casters
A PUT3672RAWWSQWMWMBM is a Plus series 36"x 72" racetrack table with two black powder coated T-bases and a wood veneer 1.25" thick top with a 1.25" square wood edge profile.							The code: TWC2 specifies 2" twin wheel locking casters.
Edge finish applies when edge material is different from top material.							

Options

Base Finishes		
Custom Powder Coat (set-up charge)	CPC	434
Polished or Satin Chrome (per X base)	use finish code	217
Polished or Satin Chrome (T & TT base, per column)	use finish code	751
Premium Plated (per X base)	use finish code	404
Premium Plated (T & TT base, per column)	use finish code	1,733
Stainless Steel (per base)	use finish code	
Base Options		
Counter, Bar, & Alternate Height (per column)	CH, BH, AH	80
Super Level Glides (per base)	GSL	42
Locking Casters 2" Twin Wheel (qty. 4)	TWC2	68
Tilt-top - (standard cable release)	TMX/TMT	1
Folding	FM	1
Top Materials and Finishes		
Any non-standard WCI Laminates (set-up charge)	use manufacturers finish code	173
Premium Laminates	PL	1
Custom Wood Veneer	CWV	1
Stain to Match (set-up charge)	STM	500
Top Options		
3" Radius Corner (per corner)	CRL3	42
(Laminate self edge & Corian®)		
3" Wood Radius Corner (per corner)	CRW3	100
(not available in LWFL and WWFL)		
Custom Radius Corner	CRC	100
Custom Size	CS	1
Custom Shape	CSH	1
Custom Edge Thickness	CET	1
Ganging Clips (1 set includes 2 male and 2 female clips)	GC	180
Grommets		
2" Round Metal Grommet - Matte Black	GMBM	167
2" Round Metal Grommet - Satin Chrome	GMSC	167
2" Round Metal Grommet - Polished Chrome	GMPC	167
2" Round Plastic Grommet - Matte Black	GPMBM	54
Grommet location	use location code	n/c
Power, Data, & Wire Management		
Wire management		Pages 200-203
Power & data		Pages 236-237

Call for pricing

415.621.6656



Complete Table List Pricing

	Top Size	Base Qty.	Base Style	Model #								
Rectangle	42 72	2	TT	PUTT4272RE	2,692	2,692	2,804	3,377	4,057	3,499	4,216	-
	42 84	2	TT	PUTT4284RE	3,132	3,132	3,252	3,571	4,447	3,979	4,984	-
	42 96	2	TT	PUTT4296RE	3,293	3,293	3,425	3,781	4,835	4,222	5,059	-
	48 96	2	TT	PUTT4896RE	3,603	3,603	3,733	4,220	5,345	4,859	5,698	-
	48 120	2	TT	PUTT48120RE	3,969	3,969	4,135	4,636	5,734	5,384	6,223	-

Options

Base Finishes		
Custom Powder Coat (set-up charge)	CPC	Ⓢ
Polished or Satin Chrome (per X base)	use finish code	434
Polished or Satin Chrome (T & TT base, per column)	use finish code	217
Premium Plated (per X base)	use finish code	751
Premium Plated (T & TT base, per column)	use finish code	404
Stainless Steel (per base)	use finish code	1,733
Base Options		
Counter, Bar, & Alternate Height (per column)	CH, BH, AH	80
Super Level Glides (per base)	GSL	42
Locking Casters 2" Twin Wheel (qty. 4)	TWC2	68
Tilt-top - (standard cable release)	TMX/TMT	Ⓢ
Folding	FM	Ⓢ
Top Materials and Finishes		
Any non-standard WCI Laminates (set-up charge)	use manufacturers finish code	173
Premium Laminates	PL	Ⓢ
Custom Wood Veneer	CWV	Ⓢ
Stain to Match (set-up charge)	STM	500
Top Options		
3" Radius Corner (per corner)	CRL3	42
(Laminate self edge & Corian*)		
3" Wood Radius Corner (per corner)	CRW3	100
(not available in LWFL and WWFL)		
Custom Radius Corner	CRC	100
Custom Size	CS	Ⓢ
Custom Shape	CSH	Ⓢ
Custom Edge Thickness	CET	Ⓢ
Ganging Clips (1 set includes 2 male and 2 female clips)	GC	180
Grommets		
2" Round Metal Grommet - Matte Black	GMBM	167
2" Round Metal Grommet - Satin Chrome	GMSC	167
2" Round Metal Grommet - Polished Chrome	GMPC	167
2" Round Plastic Grommet - Matte Black	GPMBM	54
Grommet location	use location code	n/c
Power, Data, & Wire Management		
Wire management		Pages 200-203
Power & data		Pages 236-237

Ⓢ Call for pricing

415.621.6656

How to Order

Table Model Number						Options			
PUT	3672	RE	WWSQ	WMW	N/A	MBM	GMBM	E	
Base Series	Top Size	Top Shape	Top Material Edge Profile	Top Finish	Edge Finish	Base Finish	Matte Black Grommet	Location "E"	
A PUT3672REWWSQWMWMBM is a Plus series 36" x 72" rectangle table with two black powder coated T-bases and a wood veneer 1.25" thick top with a 1.25" square wood edge profile.						Edge finish applies when edge material is different from top material.		The code: GMBM specifies a matte black 2" diameter metal grommet.	The code: E specifies the location of the grommet.

W	C
---	---