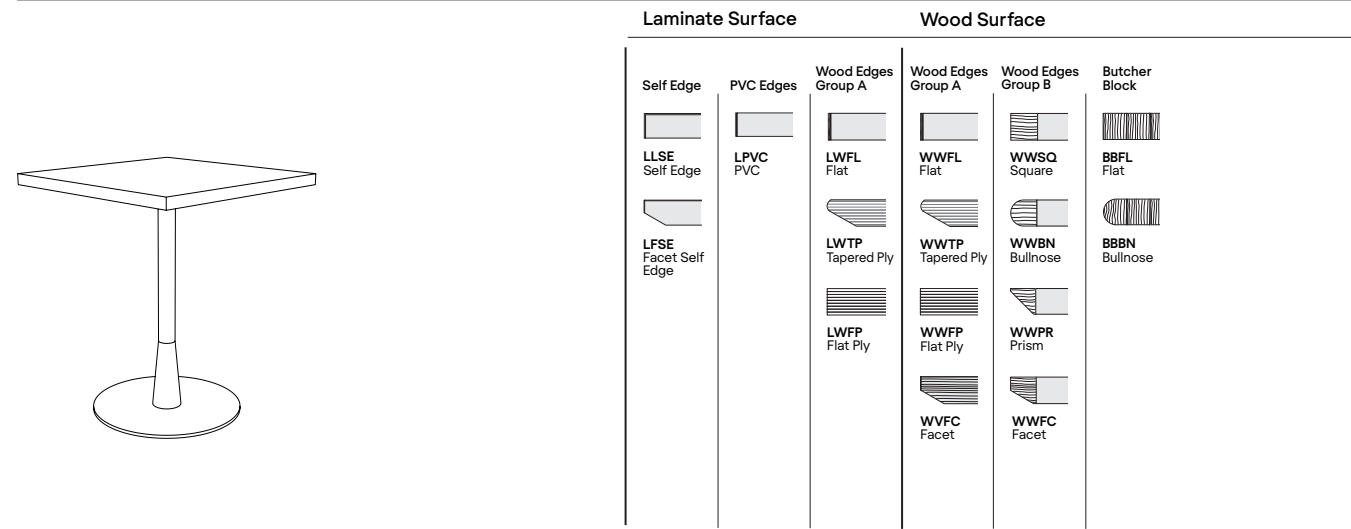








**KONE**

December 2024

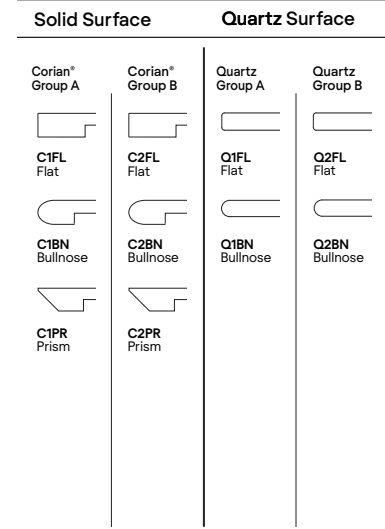
**WEST  
COAST  
INDUSTRIES**



Complete Table List Pricing

	Top Size	Base Qty.	Model #							
 Round	24	1	KO24RD	1,751	1,833	2,098	2,116	2,503	2,361	
	30	1	KO30RD	1,851	1,954	2,288	2,407	2,737	2,774	
	36	1	KO36RD	2,258	2,380	2,773	2,816	3,300	3,563	
	42	1	KO42RD	2,428	2,561	2,966	3,124	3,612	4,442	
	48	1	KO48RD	3,102	3,253	3,702	3,887	4,448	5,405	
 Oval	36	72	2	KO3672OV	3,912	3,998	4,347	4,636	4,999	-
 Square	24	24	1	KO2424SQ	1,751	1,844	2,098	2,116	2,503	2,479
	30	30	1	KO3030SQ	1,851	1,965	2,288	2,407	2,737	2,931
	36	36	1	KO3636SQ	2,258	2,372	2,756	2,816	3,300	3,759
 Rectangle	24	30	1	KO2430RE	1,799	1,877	2,201	2,337	2,647	2,675
	24	36	1	KO2436RE	2,119	2,208	2,579	2,690	3,031	3,173
	24	42	1	KO2442RE	2,175	2,251	2,649	2,766	3,142	3,499
	24	48	1	KO2448RE	2,233	2,328	2,768	2,903	3,317	3,590
	24	60	2	KO2460RE	3,499	3,600	4,070	4,219	4,696	5,168
	24	72	2	KO2472RE	3,595	3,713	4,233	4,405	4,952	5,588

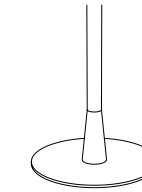
Continued on next page



2,922	3,044	4,315	5,269
4,380	4,562	5,256	7,093
4,380	4,562	7,103	8,547
5,110	5,323	8,433	10,574
6,494	6,765	-	-

2,764	2,879	3,154	4,655
3,233	3,367	4,752	6,514
4,161	4,334	5,707	7,811

2,979	3,103	3,134	5,142
3,494	3,640	3,645	5,865
3,700	3,854	4,007	6,191
3,912	4,076	-	-
5,658	5,893	-	-
6,104	6,358	-	-



Options

Base Finishes		
Custom Powder Coat (set-up charge)	CPC	693
Polished or Satin Chrome (per base)	use finish code	1,502
Premium Plated (per base)	use finish code	1,733
Stainless Steel (per base)	use finish code	1,733

Base Options		
Alternate Height Base (per column)(29.25 or lower)	AH	80
Nylon Octagon Glides (per base)	GNO	42
Custom Top Plate Size	CTPS	1
Base sizes may vary with quartz tops		

Top Materials and Finishes		
Any non-standard WCI Laminates (set-up charge)	use manufacturers finish code	173
Premium Laminates	PL	1
Custom Wood Veneer	CWV	1
Stain to Match (set-up charge)	STM	500

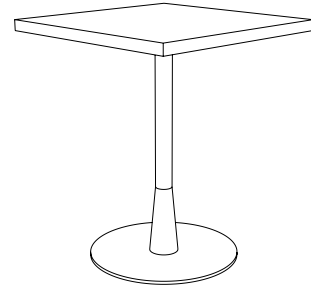
Top Options		
3" Radius Corner (per corner) (Laminate self edge & Corian®)	CRL3	42
3" Wood Radius Corner (per corner) (not available in LWFL and WWFL)	CRW3	99
Custom Radius Corner	CRC	99
Custom Size	CS	1
Custom Shape	CSH	1
Custom Edge Thickness	CET	1

Call for pricing

415.621.6656

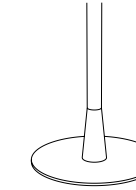
How to Order

Table Model Number							Options		
KO	36	RD	WWFC	WMW	N/A	MBM	WMW	AH	
Base Series	Top Size	Top Shape	Top Material Edge Profile	Top Finish	Edge Finish	Base Finish	Wood Column Finish	Alternate Height Base	
A KO36RDWWFCWMWMBMW is a Kone series 36" round table with a black powder coat round base and a wood veneer 1.25" thick top with a 1.25" facet wood edge profile.					Edge finish applies when edge material is different from top material.		The code: AH specifies alternate height base.		



Laminate Surface		Wood Surface			
Self Edge	PVC Edges	Wood Edges Group A	Wood Edges Group A	Wood Edges Group B	Butcher Block
LLSE Self Edge	LPVC PVC	LWFL Flat	WWFL Flat	WWSQ Square	BBFL Flat
LFSE Facet Self Edge		LWTP Tapered Ply	WWTP Tapered Ply	WWBN Bullnose	BBBN Bullnose
		LWFP Flat Ply	WWFP Flat Ply	WWPR Prism	
			WVFC Facet	WWFC Facet	

Solid Surface		Quartz Surface	
Corian® Group A	Corian® Group B	Quartz Group A	Quartz Group B
C1FL Flat	C2FL Flat	Q1FL Flat	Q2FL Flat
C1BN Bullnose	C2BN Bullnose	Q1BN Bullnose	Q2BN Bullnose
C1PR Prism	C2PR Prism		



Complete Table List Pricing

	Top Size		Base Qty.	Model #						
Rectangle	30	36	1	KO3036RE	2,197	2,271	2,668	2,789	3,162	3,458
	30	42	1	KO3042RE	2,255	2,343	2,829	2,965	3,386	3,869
	30	48	1	KO3048RE	2,818	2,913	3,406	3,557	4,008	4,472
	30	60	2	KO3060RE	3,613	3,720	4,249	4,422	4,941	5,630
	30	72	2	KO3072RE	3,727	3,856	4,377	4,568	5,154	6,140
	36	42	1	KO3642RE	2,333	2,433	2,921	3,077	3,531	4,228
	36	48	1	KO3648RE	2,903	3,008	3,512	3,676	4,164	4,841
	36	60	2	KO3660RE	4,268	4,390	4,892	5,080	5,638	6,624
	36	72	2	KO3672RE	4,406	4,536	5,108	5,317	5,952	7,215

3,796	3,955	4,303	6,677
4,055	4,224	4,542	6,838
4,895	5,099	-	-
6,160	6,417	-	-
6,694	6,973	-	-
4,763	4,961	5,680	8,345
5,931	6,178	-	-
7,311	7,616	-	-
7,920	8,250	-	-

Options

<b>Base Finishes</b>		
Custom Powder Coat (set-up charge)	CPC	693
Polished or Satin Chrome (per base)	use finish code	1,502
Premium Plated (per base)	use finish code	1,733
Stainless Steel (per base)	use finish code	1,733
<b>Base Options</b>		
Alternate Height Base (per column)(29.25 or lower)	AH	80
Nylon Octagon Glides (per base)	GNO	42
Custom Top Plate Size	CTPS	693
Base sizes may vary with quartz tops		
<b>Top Materials and Finishes</b>		
Any non-standard WCI Laminates (set-up charge)	use manufacturers finish code	173
Premium Laminates	PL	693
Custom Wood Veneer	CWV	693
Stain to Match (set-up charge)	STM	500
<b>Top Options</b>		
3" Radius Corner (per corner) (Laminate self edge & Corian®)	CRL3	42
3" Wood Radius Corner (per corner) (not available in LWFL and WWFL)	CRW3	99
Custom Radius Corner	CRC	99
Custom Size	CS	693
Custom Shape	CSH	693
Custom Edge Thickness	CET	693

Call for pricing

415.621.6656

How to Order

Table Model Number							Options	
KO Base Series	36 Top Size	RD Top Shape	WWFC Top Material Edge Profile	WMW Top Finish	N/A Edge Finish	MBM Base Finish	WMW Wood Column Finish	AH Alternate Height Base
A KO36RDWWFCWMWMBMWMW is a Kone series 36" round table with a black powder coat round base and a wood veneer 1.25" thick top with a 1.25" facet wood edge profile.					Edge finish applies when edge material is different from top material.		The code: AH specifies alternate height base.	

W	C
---	---