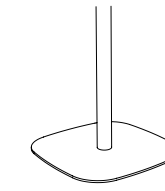
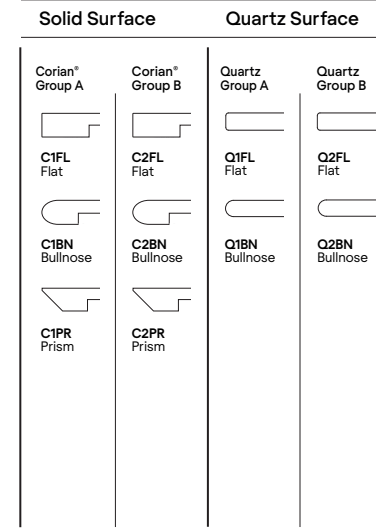
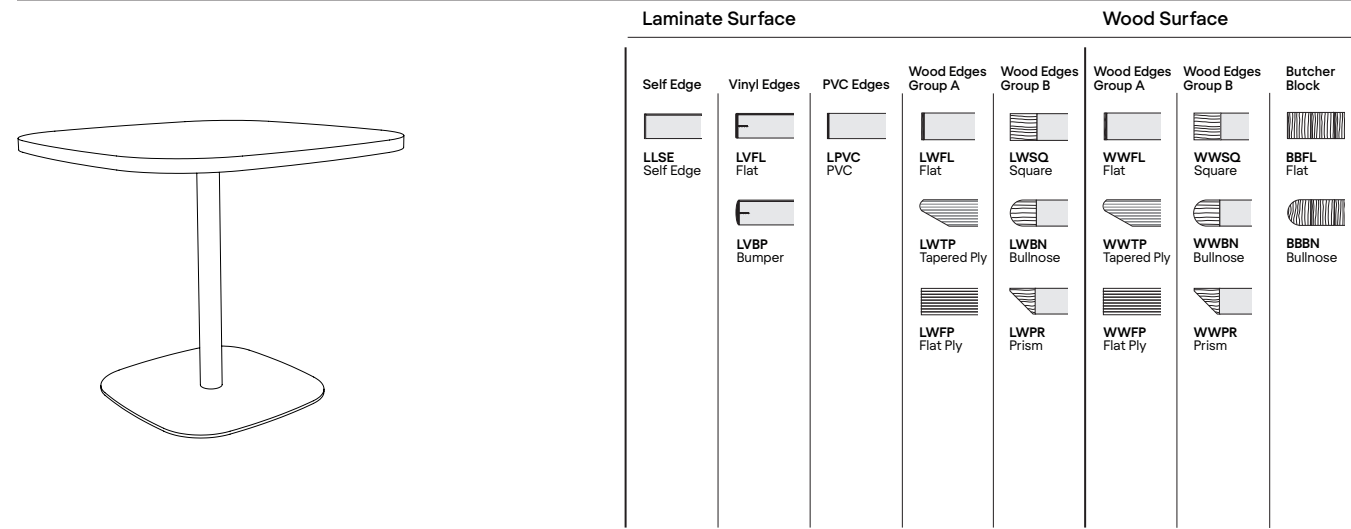




# **BRAE**

December 2024

**WEST  
COAST  
INDUSTRIES**



Complete Table List Pricing

	Top Size	Base Qty.	Model #								
Round	24	1	BR24RD	1,162	1,162	1,247	1,521	1,811	1,537	1,934	1,790
	30	1	BR30RD	1,266	1,266	1,372	1,714	2,024	1,833	2,175	2,213
	36	1	BR36RD	1,712	1,712	1,837	2,241	2,599	2,285	2,780	3,050
	42	1	BR42RD	1,885	1,885	2,024	2,439	2,883	2,599	3,098	3,952
	48	1	BR48RD	2,304	2,304	2,459	2,918	3,427	3,109	3,683	4,665
	54	1	BR54RD	2,495	2,495	2,675	3,290	4,342	3,527	4,709	-
	60	1	BR60RD	2,798	2,798	2,993	3,495	4,482	4,114	4,871	-
RD Square	24 24	1	BR2424RS	1,164	1,164	1,258	1,521	1,811	1,537	1,934	1,910
	30 30	1	BR3030RS	1,266	1,266	1,383	1,714	2,024	1,833	2,175	2,371
	36 36	1	BR3636RS	1,712	1,712	1,830	2,222	2,599	2,285	2,780	3,252
	42 42	1	BR4242RS	1,864	1,864	1,996	2,439	2,883	2,599	3,098	4,270
Square	24 24	1	BR2424SQ	1,164	1,164	1,258	1,521	1,811	1,537	1,934	1,910
	30 30	1	BR3030SQ	1,266	1,266	1,383	1,714	2,024	1,833	2,175	2,371
	36 36	1	BR3636SQ	1,712	1,712	1,830	2,222	2,599	2,285	2,780	3,252
	42 42	1	BR4242SQ	1,864	1,864	1,996	2,439	2,883	2,599	3,098	4,270
Rectangle	24 30	1	BR2430RE	1,212	1,212	1,294	1,626	1,946	1,764	2,084	2,111
	24 36	1	BR2436RE	1,569	1,569	1,660	2,041	2,352	2,155	2,505	2,650
	24 42	1	BR2442RE	1,628	1,628	1,705	2,112	2,457	2,232	2,617	2,982
	24 48	1	BR2448RE	1,687	1,687	1,784	2,235	2,617	2,374	2,799	3,077
	24 60	2	BR2460RE	2,323	2,323	2,426	2,911	3,344	3,061	3,551	4,036
	24 72	2	BR2472RE	2,422	2,422	2,542	3,077	3,574	3,253	3,813	4,466
	24 84	2	BR2484RE	2,795	2,795	2,907	3,217	4,058	3,412	4,356	4,782
24 96	2	BR2496RE	2,895	2,895	3,018	3,358	4,265	3,568	4,590	5,097	

Continued on next page

2,294	2,390	3,838	4,854
2,814	2,932	4,805	6,723
3,821	3,981	6,724	8,238
4,570	4,760	8,087	10,318
5,684	5,921	-	-
6,609	6,885	-	-
7,661	7,981	-	-
-	-	-	-
-	-	-	-
-	-	-	-
-	-	-	-
2,133	2,222	2,649	4,224
2,612	2,721	4,029	5,887
3,596	3,746	5,291	7,485
4,301	4,480	6,952	9,147
5,391	5,616	-	-
2,354	2,452	2,629	4,722
2,913	3,035	3,179	5,491
3,126	3,256	3,551	5,821
3,341	3,480	-	-
4,398	4,582	-	-
4,854	5,056	-	-
-	-	-	-
-	-	-	-

Options

Base Finishes		
Custom Powder Coat (set-up charge)	CPC	693
Polished or Satin Chrome (per base)	use finish code	1,502
Premium Plated (per base)	use finish code	1,733
Stainless Steel (per base)	use finish code	1,733

Base Options		
Counter, Bar, & Alternate Height (per column)	CH, BH, AH	80
Nylon Octagon Glides (per base)	GNO	42
Custom Top Plate Size	CTPS	693
6" Column (black texture and powder coat)	COL6	235
6" Column (polished or satin chrome)	COLP6	300
6" Column (premium plated)	COLPP6	693
6" Column (veneer)	COLV6	468
Base sizes may vary with quartz tops		

Top Materials and Finishes		
Any non-standard WCI Laminates (set-up charge)	use manufacturers finish code	173
Premium Laminates	PL	693
Custom Wood Veneer	CWV	693
Stain to Match (set-up charge)	STM	500

Top Options		
3" Radius Corner (per corner)	CRL3	42
(Laminate self edge & Corian®)		
3" Wood Radius Corner (per corner)	CRW3	100
(not available in LWFL and WWFL)		
Custom Size	CS	693
Custom Radius Corner	CRC	100
Custom Shape	CSH	693
Custom Edge Thickness	CET	693

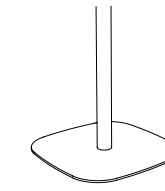
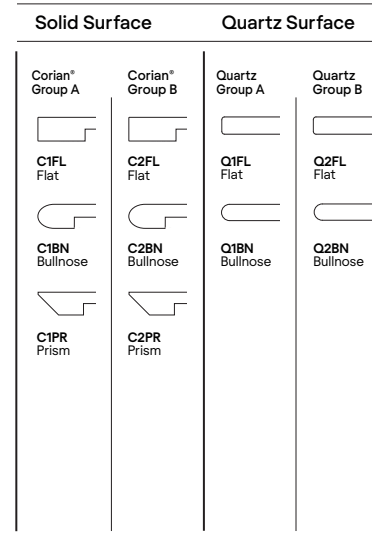
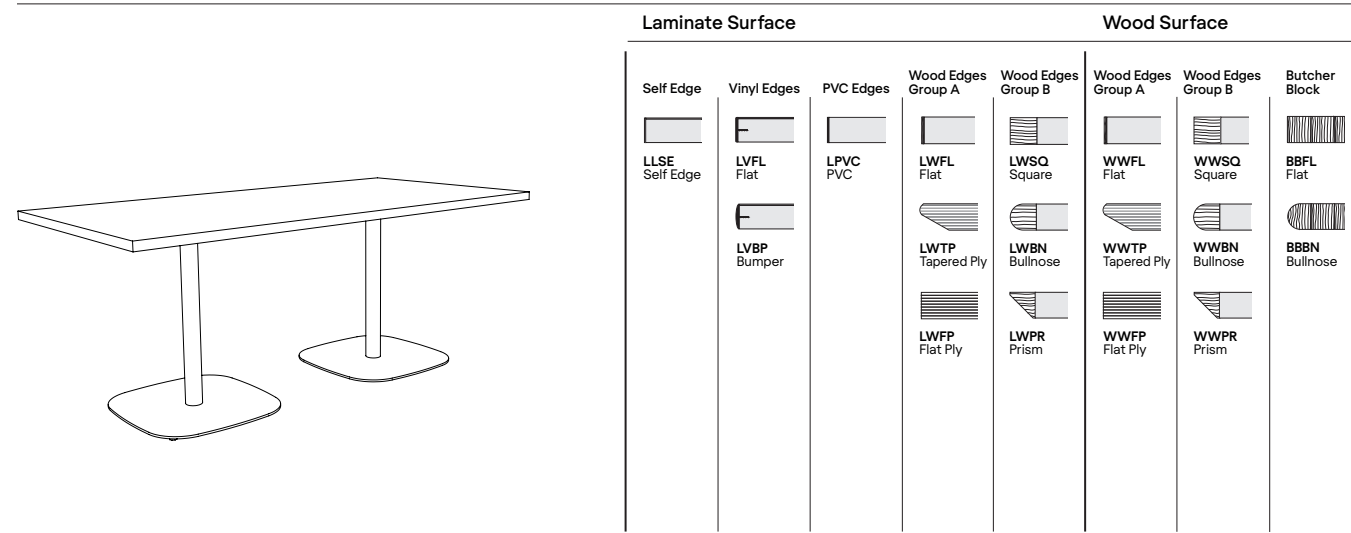
Grommets		
2" Round Metal Grommet - Matte Black	GMBM	168
2" Round Metal Grommet - Satin Chrome	GMSC	168
2" Round Metal Grommet - Polished Chrome	GMPC	168
2" Round Plastic Grommet - Matte Black	GPMBM	68
Grommet location	use location code	n/c

Call for pricing

415.621.6656

How to Order

Table Model Number						Options		
BR	4896	RD	WWSQ	WMW	N/A	MBM	GMBM	E
Base Series	Top Size	Top Shape	Top Material Edge Profile	Top Finish	Edge Finish	Base Finish	Matte Black Grommet	Location "E"
A BR4896RAWWSQWMWMBM is a Brae series 48" x 96" racetrack table with two black powder coat bases and a wood veneer 1.25" thick top with a 1.25" square wood edge profile.					Edge finish applies when edge material is different from top material.		The code: GMBM specifies a matte black 2" diameter metal grommet.	
							The code: E specifies the location of the grommet.	



Complete Table List Pricing

	Top Size		Base Qty.	Model #									
Rectangle	30	36	1	BR3036RE	1,648	1,648	1,724	2,132	2,473	2,257	2,639	2,944	
	30	42	1	BR3042RE	1,710	1,710	1,797	2,295	2,678	2,438	2,868	3,364	
	30	48	1	BR3048RE	2,012	2,012	2,110	2,614	3,029	2,769	3,234	3,708	
	30	60	2	BR3060RE	2,439	2,439	2,549	3,094	3,568	3,271	3,802	4,508	
	30	72	2	BR3072RE	2,557	2,557	2,690	3,223	3,762	3,419	4,019	5,031	
	30	84	2	BR3084RE	2,955	2,955	3,069	3,387	4,226	3,600	4,542	5,347	
	30	96	2	BR3096RE	3,077	3,077	3,200	3,550	4,523	3,783	4,876	5,663	
	36	42	1	BR3642RE	1,792	1,792	1,891	2,393	2,813	2,551	3,018	3,733	
	36	48	1	BR3648RE	2,102	2,102	2,206	2,724	3,173	2,890	3,392	4,087	
	36	60	2	BR3660RE	3,171	3,171	3,296	3,810	4,320	4,001	4,574	5,586	
	36	72	2	BR3672RE	3,312	3,312	3,444	4,031	4,606	4,246	4,897	6,192	
	36	84	2	BR3684RE	3,733	3,733	3,853	4,209	5,010	4,450	5,350	6,793	
	36	96	2	BR3696RE	3,874	3,874	4,017	4,391	5,310	4,653	5,686	7,386	
	42	72	2	BR4272RE	3,937	3,937	4,050	4,624	5,302	4,745	5,462	-	
	42	84	2	BR4284RE	4,378	4,378	4,498	4,817	5,693	5,225	6,230	-	
	42	96	2	BR4296RE	4,538	4,538	4,671	5,028	6,081	5,467	6,305	-	
	RD Rectangle	30	48	1	BR3048RR	2,012	2,012	2,110	2,614	3,029	2,769	3,234	3,708
		30	60	2	BR3060RR	2,439	2,439	2,549	3,094	3,568	3,271	3,802	4,508
30		72	2	BR3072RR	2,557	2,557	2,690	3,223	3,762	3,419	4,019	5,031	
36		48	1	BR3648RR	2,102	2,102	2,206	2,724	3,173	2,890	3,392	4,087	
36		60	2	BR3660RR	3,171	3,171	3,296	3,810	4,320	4,001	4,574	5,586	
36		72	2	BR3672RR	3,312	3,312	3,444	4,031	4,606	4,246	4,897	6,192	

3,225	3,359	3,854	6,321
3,487	3,633	4,099	6,487
4,046	4,214	-	-
4,910	5,115	-	-
5,458	5,686	-	-
-	-	-	-
-	-	-	-
4,212	4,388	4,791	7,585
5,107	5,320	-	-
6,155	6,412	-	-
6,781	7,063	-	-
-	-	-	-
-	-	-	-
4,046	4,214	-	-
4,910	5,115	-	-
5,458	5,686	-	-
5,107	5,320	-	-
6,155	6,412	-	-
6,781	7,063	-	-

Options

<b>Base Finishes</b>		
Custom Powder Coat (set-up charge)	CPC	693
Polished or Satin Chrome (per base)	use finish code	1,502
Premium Plated (per base)	use finish code	1,733
Stainless Steel (per base)	use finish code	
<b>Base Options</b>		
Counter, Bar, & Alternate Height (per column)	CH, BH, AH	80
Nylon Octagon Glides (per base)	GNO	42
Custom Top Plate Size	CTPS	693
6" Column (black texture and powder coat)	COL6	235
6" Column (polished or satin chrome)	COLP6	300
6" Column (premium plated)	COLPP6	693
6" Column (veneer)	COLV6	468
Base sizes may vary with quartz tops		
<b>Top Materials and Finishes</b>		
Any non-standard WCI Laminates (set-up charge)	use manufacturers finish code	173
Premium Laminates	PL	693
Custom Wood Veneer	CWV	693
Stain to Match (set-up charge)	STM	500
<b>Top Options</b>		
3" Radius Corner (per corner)	CRL3	42
(Laminate self edge & Corian®)		
3" Wood Radius Corner (per corner)	CRW3	100
(not available in LWFL and WWFL)		
Custom Size	CS	693
Custom Radius Corner	CRC	100
Custom Shape	CSH	693
Custom Edge Thickness	CET	693
<b>Grommets</b>		
2" Round Metal Grommet - Matte Black	GMBM	168
2" Round Metal Grommet - Satin Chrome	GMSC	168
2" Round Metal Grommet - Polished Chrome	GMPC	168
2" Round Plastic Grommet - Matte Black	GPMBM	54
Grommet location	use location code	n/c

Call for pricing

415.621.6656

How to Order

Table Model Number						Options		
<b>BR</b> Base Series	<b>4896</b> Top Size	<b>RD</b> Top Shape	<b>WWSQ</b> Top Material Edge Profile	<b>WMW</b> Top Finish	<b>N/A</b> Edge Finish	<b>MBM</b> Base Finish	<b>GMBM</b> Matte Black Grommet	<b>E</b> Location "E"
A BR4896RAWWSQWMWMBM is a Brae series 48" x 96" racetrack table with two black powder coat bases and a wood veneer 1.25" thick top with a 1.25" square wood edge profile.						Edge finish applies when edge material is different from top material.		The code: GMBM specifies a matte black 2" diameter metal grommet.
								The code: E specifies the location of the grommet.

W	C
---	---