

# VISTA




WEST COAST INDUSTRIES



**TABLES** from personal to collaborative, from occasional to communal, tables are where the world learns and does its work. No longer just an ancillary piece, the table is at the center of ideation and community. **a.** 36"x36" dining height table in Matte White powder coat base and flat ply edge top in Wilsonart Designer White laminate. **b.** 36"x84" bar height table in Brushed Satin stainless steel base and Okite® Bianco Assoluto quartz top.







## A NEW PERSPECTIVE

**VISTA** table collection's design seamlessly integrates the top and frame. Whether you choose a quiet monochromatic palette or eclectic mix of materials, Vista's surface accommodates large groups in collaboration or an intimate area to focus. **Left:** 42"x42" outdoor dining height table in Matte White powder coat base and Glacier White Corian® top.





**Left:** 36"x72" dining height table in Matte White powder coat base and Medium Rift Oak top. **Right:** 36"x36" dining height table in Matte White powder coat base and Wilsonart Desinger White laminate top.

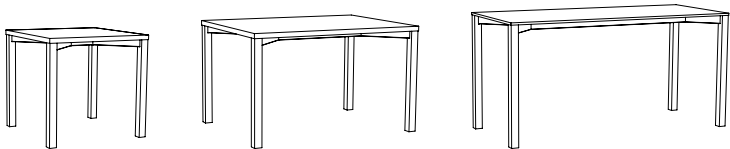


**POWER OPTIONS & MANAGEMENT.** In the table top or under the surface, Vista keeps you charged and connected. WCI offers Byrne power modules as a standard, other power solutions are available upon request.

Drop wire management is available in a variety of colors and styles. Doug Mockett is available as a standard.

GENERAL DIMENSIONS

Height 29" - 42"  
Width 60" - 84"  
Depth 30" - 42"



BASE MATERIALS

Powder coat  
Stainless Steel


SURFACE MATERIALS

Corian®  
Laminate  
Quartz  
Wood

EDGE MATERIALS

Laminate  
Wood

BYRNE® Power Options



\* Double Ellora® B



Ellora B®



Mini-Tap®



MS2



Node



Tully®

Mockett wire management



WM16

\* Double Ellora® B is not available on Vista tables 30" wide or less.



