

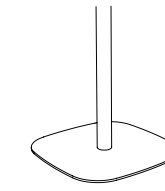


**BRAE**  
2023

**WEST  
COAST  
INDUSTRIES**

| Laminate Surface |             |           | Wood Surface       |                    |                    |                    |               |
|------------------|-------------|-----------|--------------------|--------------------|--------------------|--------------------|---------------|
| Self Edge        | Vinyl Edges | PVC Edges | Wood Edges Group A | Wood Edges Group B | Wood Edges Group A | Wood Edges Group B | Butcher Block |
| LLSE Self Edge   | LVFL Flat   | LPVC PVC  | LWFL Flat          | LWSQ Square        | WWFL Flat          | WWSQ Square        | BBFL Flat     |
|                  | LVBP Bumper |           | LWTP Tapered Ply   | LWBN Bullnose      | WWTP Tapered Ply   | WWBN Bullnose      | BBBN Bullnose |
|                  |             |           | LWFP Flat Ply      | LWPR Prism         | WWFP Flat Ply      | WWPR Prism         |               |

| Solid Surface    |               | Quartz Surface  |               |
|------------------|---------------|-----------------|---------------|
| Acrylic          | Corian®       | Caesarstone® Q1 | Okite® Q2     |
| AAOP Opaque      | COFL Flat     | Q1FL Flat       | Q2FL Flat     |
| AATL Translucent | COBN Bullnose | Q1BN Bullnose   | Q2BN Bullnose |
|                  | COPR Prism    |                 |               |



Complete Table List Pricing

|           | Top Size | Base Qty. | Model #  |       |       |       |       |       |       |       |       |
|-----------|----------|-----------|----------|-------|-------|-------|-------|-------|-------|-------|-------|
| Round     | 24       | 1         | BR24RD   | 1,076 | 1,076 | 1,155 | 1,408 | 1,676 | 1,423 | 1,791 | 1,658 |
|           | 30       | 1         | BR30RD   | 1,173 | 1,173 | 1,271 | 1,587 | 1,874 | 1,697 | 2,014 | 2,049 |
|           | 36       | 1         | BR36RD   | 1,585 | 1,585 | 1,701 | 2,075 | 2,407 | 2,115 | 2,574 | 2,824 |
|           | 42       | 1         | BR42RD   | 1,746 | 1,746 | 1,874 | 2,258 | 2,670 | 2,407 | 2,869 | 3,660 |
|           | 48       | 1         | BR48RD   | 2,133 | 2,133 | 2,277 | 2,702 | 3,174 | 2,879 | 3,410 | 4,320 |
|           | 54       | 1         | BR54RD   | 2,310 | 2,310 | 2,477 | 3,046 | 4,021 | 3,266 | 4,360 | -     |
|           | 60       | 1         | BR60RD   | 2,591 | 2,591 | 2,771 | 3,236 | 4,150 | 3,809 | 4,510 | -     |
| RD Square | 24 24    | 1         | BR2424RS | 1,078 | 1,078 | 1,165 | 1,408 | 1,676 | 1,423 | 1,791 | 1,769 |
|           | 30 30    | 1         | BR3030RS | 1,173 | 1,173 | 1,280 | 1,587 | 1,874 | 1,697 | 2,014 | 2,196 |
|           | 36 36    | 1         | BR3636RS | 1,585 | 1,585 | 1,694 | 2,057 | 2,407 | 2,115 | 2,574 | 3,011 |
|           | 42 42    | 1         | BR4242RS | 1,726 | 1,726 | 1,848 | 2,258 | 2,670 | 2,407 | 2,869 | 3,953 |
| Square    | 24 24    | 1         | BR2424SQ | 1,078 | 1,078 | 1,165 | 1,408 | 1,676 | 1,423 | 1,791 | 1,769 |
|           | 30 30    | 1         | BR3030SQ | 1,173 | 1,173 | 1,280 | 1,587 | 1,874 | 1,697 | 2,014 | 2,196 |
|           | 36 36    | 1         | BR3636SQ | 1,585 | 1,585 | 1,694 | 2,057 | 2,407 | 2,115 | 2,574 | 3,011 |
|           | 42 42    | 1         | BR4242SQ | 1,726 | 1,726 | 1,848 | 2,258 | 2,670 | 2,407 | 2,869 | 3,953 |
| Rectangle | 24 30    | 1         | BR2430RE | 1,122 | 1,122 | 1,198 | 1,506 | 1,802 | 1,634 | 1,929 | 1,955 |
|           | 24 36    | 1         | BR2436RE | 1,453 | 1,453 | 1,537 | 1,890 | 2,178 | 1,995 | 2,320 | 2,454 |
|           | 24 42    | 1         | BR2442RE | 1,507 | 1,507 | 1,579 | 1,956 | 2,275 | 2,067 | 2,423 | 2,761 |
|           | 24 48    | 1         | BR2448RE | 1,562 | 1,562 | 1,652 | 2,069 | 2,423 | 2,198 | 2,592 | 2,849 |
|           | 24 60    | 2         | BR2460RE | 2,151 | 2,151 | 2,246 | 2,695 | 3,097 | 2,835 | 3,288 | 3,737 |
|           | 24 72    | 2         | BR2472RE | 2,243 | 2,243 | 2,354 | 2,849 | 3,309 | 3,012 | 3,531 | 4,135 |
|           | 24 84    | 2         | BR2484RE | 2,588 | 2,588 | 2,692 | 2,979 | 3,758 | 3,159 | 4,034 | 4,428 |
|           | 24 96    | 2         | BR2496RE | 2,681 | 2,681 | 2,794 | 3,110 | 3,949 | 3,303 | 4,250 | 4,719 |

Continued on next page

|        |       |       |        |
|--------|-------|-------|--------|
| 2,047  | 1,912 | 3,838 | 5,163  |
| 2,778  | 2,345 | 4,805 | 7,152  |
| 3,797  | 3,185 | 6,724 | 8,764  |
| 4,831  | 3,808 | 8,087 | 10,977 |
| 6,417  | 4,737 | -     | -      |
| 8,172  | 5,508 | -     | -      |
| 10,106 | 6,384 | -     | -      |
| -      | -     | -     | -      |
| -      | -     | -     | -      |
| -      | -     | -     | -      |
| -      | -     | -     | -      |
| 2,049  | 1,778 | 2,649 | 4,494  |
| 2,783  | 2,177 | 4,029 | 6,262  |
| 3,808  | 2,996 | 5,291 | 7,963  |
| 4,847  | 3,584 | 6,952 | 9,731  |
| 6,434  | 4,492 | -     | -      |
| 2,388  | 1,961 | 2,629 | 5,024  |
| 3,126  | 2,428 | 3,179 | 5,841  |
| 3,325  | 2,605 | 3,551 | 6,193  |
| 3,620  | 2,784 | -     | -      |
| -      | 3,665 | -     | -      |
| -      | 4,045 | -     | -      |
| -      | -     | -     | -      |
| -      | -     | -     | -      |

Options

| Base Finishes                       |                 |       |
|-------------------------------------|-----------------|-------|
| Custom Powder Coat (set-up charge)  | CPC             | 660   |
| Polished or Satin Chrome (per base) | use finish code | 1,430 |
| Premium Plated (per base)           | use finish code | 1,650 |
| Stainless Steel (per base)          | use finish code | 1,650 |

| Base Options                                  |            |     |
|---|------------|-----|
| Counter, Bar, & Alternate Height (per column) | CH, BH, AH | 76  |
| Nylon Octagon Glides (per base)               | GNO        | 40  |
| Custom Top Plate Size                         | CTPS       | 224 |
| 6" Column (black texture and powder coat)     | COL6       | 286 |
| 6" Column (polished or satin chrome)          | COLP6      | 446 |
| 6" Column (premium plated)                    | COLPP6     |     |
| 6" Column (veneer)                            | COLV6      |     |
| Base sizes may vary with quartz tops          |            |     |

| Top Materials and Finishes                     |                               |     |
|--|-------------------------------|-----|
| Any non-standard WCI Laminates (set-up charge) | use manufacturers finish code | 165 |
| Premium Laminates                              | PL                            | 476 |
| Custom Wood Veneer                             | CWV                           |     |
| Stain to Match (set-up charge)                 | STM                           |     |

| Top Options   |      |    |
|---|------|----|
| 3" Radius Corner (per corner)                             | CRL3 | 40 |
| (laminates self edge, Ultrafoam, Corian®, 3form® Chroma®) |      |    |
| 3" Wood Radius Corner (per corner)                        | CRW3 | 95 |
| (not available in LWFL and WWFL)                          |      |    |
| Custom Size   | CS   | 95 |
| Custom Radius Corner                                      | CRC  | 95 |
| Custom Shape  | CSH  | 95 |
| Custom Edge Thickness                                     | CET  | 95 |

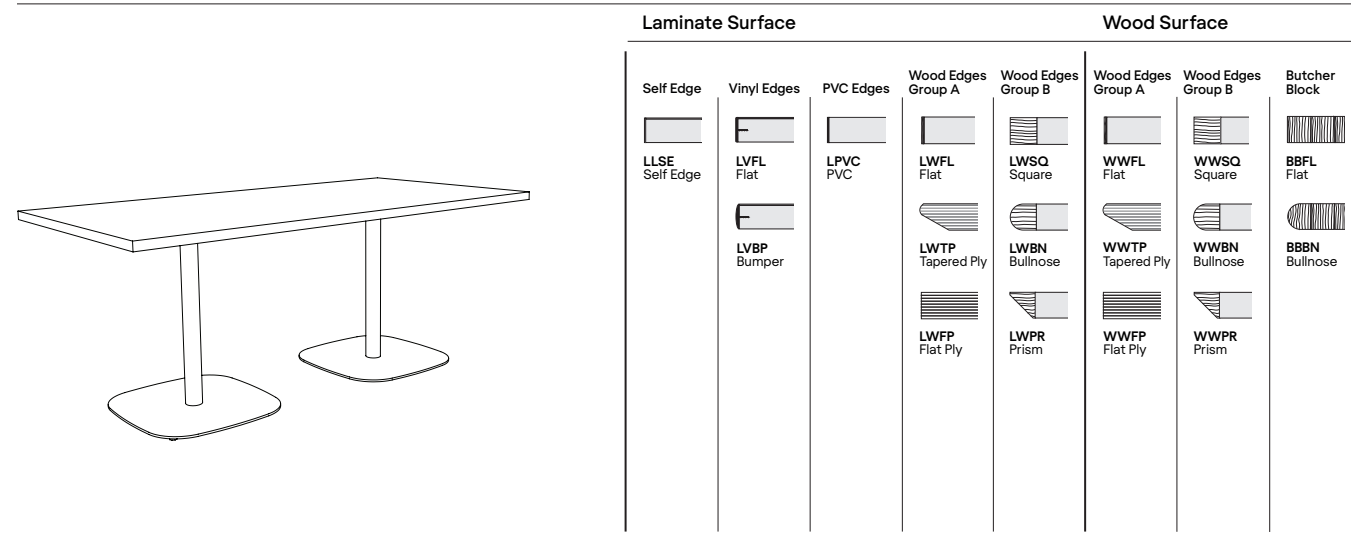
| Grommets                                 |                   |     |
|--|-------------------|-----|
| 2" Round Metal Grommet - Matte Black     | GMBM              | 160 |
| 2" Round Metal Grommet - Satin Chrome    | GMSC              | 160 |
| 2" Round Metal Grommet - Polished Chrome | GMPC              | 160 |
| 2" Round Plastic Grommet - Matte Black   | GPMBM             | 51  |
| Grommet location                         | use location code | n/c |

Call for pricing

844.815.2217

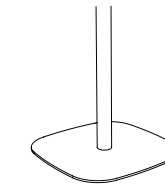
How to Order

| Table Model Number  |          |           |                           |            |  | Options     |   |              |
|---|----------|-----------|---------------------------|------------|--|-------------|---|--------------|
| BR  | 4896     | RD        | WWSQ                      | WMW        | N/A  | MBM         | GMBM  | E            |
| Base Series   | Top Size | Top Shape | Top Material Edge Profile | Top Finish | Edge Finish  | Base Finish | Matte Black Grommet   | Location "E" |
| A BR4896RAWWSQWMWMBM is a Brae series 48" x 96" racetrack table with two black powder coat bases and a wood veneer 1.25" thick top with a 1.25" square wood edge profile. |          |           |                           |            | Edge finish applies when edge material is different from top material. |             | The code: GMBM specifies a matte black 2" diameter metal grommet. |              |
|   |          |           |                           |            |  |             | The code: E specifies the location of the grommet.                |              |



| Laminate Surface |             |           | Wood Surface       |                    |                    |                    |               |
|------------------|-------------|-----------|--------------------|--------------------|--------------------|--------------------|---------------|
| Self Edge        | Vinyl Edges | PVC Edges | Wood Edges Group A | Wood Edges Group B | Wood Edges Group A | Wood Edges Group B | Butcher Block |
| LLSE Self Edge   | LVFL Flat   | LPVC PVC  | LWFL Flat          | LWSQ Square        | WWFL Flat          | WWSQ Square        | BBFL Flat     |
|                  | LVBP Bumper |           | LWTP Tapered Ply   | LWBN Bullnose      | WWTP Tapered Ply   | WWBN Bullnose      | BBBN Bullnose |
|                  |             |           | LWFP Flat Ply      | LWPR Prism         | WWFP Flat Ply      | WWPR Prism         |               |

| Solid Surface    |               | Quartz Surface  |               |
|------------------|---------------|-----------------|---------------|
| Acrylic          | Corian*       | Caesarstone® Q1 | Okite® Q2     |
| AAOP Opaque      | COFL Flat     | Q1FL Flat       | Q2FL Flat     |
| AATL Translucent | COBN Bullnose | Q1BN Bullnose   | Q2BN Bullnose |
|                  | COPR Prism    |                 |               |



Complete Table List Pricing

|              | Top Size | Base Qty. | Model #   |          |       |       |       |       |       |       |       |       |
|--------------|----------|-----------|-----------|----------|-------|-------|-------|-------|-------|-------|-------|-------|
| Rectangle    | 30       | 36        | 1         | BR3036RE | 1,526 | 1,526 | 1,596 | 1,975 | 2,290 | 2,090 | 2,443 | 2,726 |
|              | 30       | 42        | 1         | BR3042RE | 1,583 | 1,583 | 1,664 | 2,125 | 2,479 | 2,257 | 2,655 | 3,115 |
|              | 30       | 48        | 1         | BR3048RE | 1,863 | 1,863 | 1,954 | 2,420 | 2,805 | 2,564 | 2,994 | 3,433 |
|              | 30       | 60        | 2         | BR3060RE | 2,258 | 2,258 | 2,361 | 2,864 | 3,303 | 3,028 | 3,520 | 4,175 |
|              | 30       | 72        | 2         | BR3072RE | 2,367 | 2,367 | 2,490 | 2,984 | 3,484 | 3,166 | 3,721 | 4,659 |
|              | 30       | 84        | 2         | BR3084RE | 2,736 | 2,736 | 2,841 | 3,136 | 3,913 | 3,333 | 4,205 | 4,951 |
|              | 30       | 96        | 2         | BR3096RE | 2,849 | 2,849 | 2,963 | 3,287 | 4,188 | 3,502 | 4,514 | 5,244 |
|              | 36       | 42        | 1         | BR3642RE | 1,659 | 1,659 | 1,751 | 2,215 | 2,605 | 2,362 | 2,794 | 3,456 |
|              | 36       | 48        | 1         | BR3648RE | 1,946 | 1,946 | 2,043 | 2,522 | 2,938 | 2,676 | 3,141 | 3,784 |
|              | 36       | 60        | 2         | BR3660RE | 2,936 | 2,936 | 3,051 | 3,528 | 4,000 | 3,705 | 4,235 | 5,172 |
|              | 36       | 72        | 2         | BR3672RE | 3,067 | 3,067 | 3,189 | 3,732 | 4,265 | 3,931 | 4,534 | 5,733 |
|              | 36       | 84        | 2         | BR3684RE | 3,456 | 3,456 | 3,567 | 3,897 | 4,639 | 4,121 | 4,953 | 6,290 |
|              | 36       | 96        | 2         | BR3696RE | 3,587 | 3,587 | 3,719 | 4,066 | 4,917 | 4,309 | 5,265 | 6,839 |
|              | 42       | 72        | 2         | BR4272RE | 3,645 | 3,645 | 3,750 | 4,281 | 4,909 | 4,393 | 5,058 | -     |
| 42           | 84       | 2         | BR4284RE  | 4,054    | 4,054 | 4,165 | 4,461 | 5,271 | 4,838 | 5,768 | -     |       |
| 42           | 96       | 2         | BR4296RE  | 4,202    | 4,202 | 4,325 | 4,655 | 5,631 | 5,062 | 5,838 | -     |       |
| 48           | 96       | 2         | BR4896RE  | 4,378    | 4,378 | 4,500 | 4,950 | 5,991 | 5,542 | 6,318 | -     |       |
| 48           | 120      | 2         | BR48120RE | 4,717    | 4,717 | 4,872 | 5,335 | 6,353 | 6,028 | 6,805 | -     |       |
| RD Rectangle | 30       | 48        | 1         | BR3048RR | 1,863 | 1,863 | 1,954 | 2,420 | 2,805 | 2,564 | 2,994 | 3,433 |
|              | 30       | 60        | 2         | BR3060RR | 2,258 | 2,258 | 2,361 | 2,864 | 3,303 | 3,028 | 3,520 | 4,175 |
|              | 30       | 72        | 2         | BR3072RR | 2,367 | 2,367 | 2,490 | 2,984 | 3,484 | 3,166 | 3,721 | 4,659 |
|              | 36       | 48        | 1         | BR3648RR | 1,946 | 1,946 | 2,043 | 2,522 | 2,938 | 2,676 | 3,141 | 3,784 |
|              | 36       | 60        | 2         | BR3660RR | 2,936 | 2,936 | 3,051 | 3,528 | 4,000 | 3,705 | 4,235 | 5,172 |
|              | 36       | 72        | 2         | BR3672RR | 3,067 | 3,067 | 3,189 | 3,732 | 4,265 | 3,931 | 4,534 | 5,733 |

|        |       |       |       |
|--------|-------|-------|-------|
| 3,475  | 2,687 | 3,854 | 6,724 |
| 3,862  | 2,906 | 4,099 | 6,901 |
| 4,481  | 3,372 | -     | -     |
| 5,590  | 4,092 | -     | -     |
| 6,773  | 4,549 | -     | -     |
| -      | -     | -     | -     |
| -      | -     | -     | -     |
| -      | 3,510 | 4,791 | 8,070 |
| 5,124  | 4,256 | -     | -     |
| 7,345  | 5,129 | -     | -     |
| 8,272  | 5,651 | -     | -     |
| 10,207 | -     | -     | -     |
| 10,742 | -     | -     | -     |
| -      | -     | -     | -     |
| -      | -     | -     | -     |
| -      | -     | -     | -     |
| -      | -     | -     | -     |
| 4,481  | 3,372 | -     | -     |
| 5,590  | 4,092 | -     | -     |
| 6,773  | 4,549 | -     | -     |
| 5,124  | 4,256 | -     | -     |
| 7,345  | 5,129 | -     | -     |
| 8,272  | 5,651 | -     | -     |

Options

|  |                               |       |
|--|-------------------------------|-------|
| <b>Base Finishes</b>                                     |                               |       |
| Custom Powder Coat (set-up charge)                       | CPC                           | 1     |
| Polished or Satin Chrome (per base)                      | use finish code               | 660   |
| Premium Plated (per base)                                | use finish code               | 1,430 |
| Stainless Steel (per base)                               | use finish code               | 1,650 |
| <b>Base Options</b>                                      |                               |       |
| Counter, Bar, & Alternate Height (per column)            | CH, BH, AH                    | 76    |
| Nylon Octagon Glides (per base)                          | GNO                           | 40    |
| Custom Top Plate Size                                    | CTPS                          | 1     |
| 6" Column (black texture and powder coat)                | COL6                          | 224   |
| 6" Column (polished or satin chrome)                     | COLP6                         | 286   |
| 6" Column (premium plated)                               | COLPP6                        | 1     |
| 6" Column (veneer)                                       | COLV6                         | 446   |
| Base sizes may vary with quartz tops                     |                               |       |
| <b>Top Materials and Finishes</b>                        |                               |       |
| Any non-standard WCI Laminates (set-up charge)           | use manufacturers finish code | 165   |
| Premium Laminates  | PL                            | 1     |
| Custom Wood Veneer                                       | CWV                           | 1     |
| Stain to Match (set-up charge)                           | STM                           | 476   |
| <b>Top Options</b>                                       |                               |       |
| 3" Radius Corner (per corner)                            | CRL3                          | 40    |
| (laminate self edge, Ultrafoam, Corian®, 3form® Chroma®) |                               |       |
| 3" Wood Radius Corner (per corner)                       | CRW3                          | 95    |
| (not available in LWFL and WWFL)                         |                               |       |
| Custom Size  | CS                            | 1     |
| Custom Radius Corner                                     | CRC                           | 95    |
| Custom Shape   | CSH                           | 1     |
| Custom Edge Thickness                                    | CET                           | 1     |
| <b>Grommets</b>  |                               |       |
| 2" Round Metal Grommet - Matte Black                     | GMBM                          | 160   |
| 2" Round Metal Grommet - Satin Chrome                    | GMSC                          | 160   |
| 2" Round Metal Grommet - Polished Chrome                 | GMPC                          | 160   |
| 2" Round Plastic Grommet - Matte Black                   | GPMBM                         | 51    |
| Grommet location   | use location code             | n/c   |

Call for pricing

844.815.2217

How to Order

| Table Model Number  |          |           |                           |            |  | Options     |   |
|---|----------|-----------|---------------------------|------------|--|-------------|---|
| BR  | 4896     | RD        | WWSQ                      | WMW        | N/A  | MBM         |   |
| Base Series   | Top Size | Top Shape | Top Material Edge Profile | Top Finish | Edge Finish  | Base Finish |   |
|   |          |           |                           |            |  |             | GMBM<br>Matte Black Grommet                                       |
|   |          |           |                           |            |  |             | E<br>Location "E"   |
| A BR4896RAWWSQWMWMBM is a Brae series 48" x 96" racetrack table with two black powder coat bases and a wood veneer 1.25" thick top with a 1.25" square wood edge profile. |          |           |                           |            | Edge finish applies when edge material is different from top material. |             | The code: GMBM specifies a matte black 2" diameter metal grommet. |
|   |          |           |                           |            |  |             | The code: E specifies the location of the grommet.                |