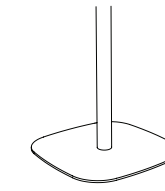


Laminate			Wood				
Self Edge	Vinyl Edges	PVC Edges	Wood Edges Group A	Wood Edges Group B	Wood Edges Group A	Wood Edges Group B	Butcher Block
LLSE Self Edge	LVFL Flat	LPVC PVC	LWFL Flat	LWSQ Square	WWFL Flat	WWSQ Square	BBFL Flat
	LVBP Bumper		LWTP Tapered Ply	LWBN Bullnose	WWTP Tapered Ply	WWBN Bullnose	BBBN Bullnose
			LWFP Flat Ply	LWPR Prism	WWFP Flat Ply	WWPR Prism	

Ultrafoam Solid Surface		Quartz			
Ultrafoam	Acrylic	Corian*	3form* Chroma*	Caesarstone* Q1	Okite* Q2
ULFP PVC	AAOP Opaque	COFL Flat	3FFL Flat	Q1FL Flat	Q2FL Flat
ULFR Raw	AATL Translucent	COBN Bullnose	3FBN Bullnose	Q1BN Bullnose	Q2BN Bullnose
		COPR Prism	3FPR Prism		



Complete Table List Pricing

	Top Size	Base Qty.	Model #								
Round	24	1	BR24RD	850	850	913	1,113	1,325	1,125	1,416	1,310
	30	1	BR30RD	927	927	1,004	1,255	1,482	1,255	1,592	1,620
	36	1	BR36RD	1,253	1,253	1,344	1,640	1,903	1,672	2,035	2,232
	48	1	BR48RD	1,686	1,686	1,800	2,136	2,509	2,276	2,696	3,415
	54	1	BR54RD	1,826	1,826	1,958	2,408	3,178	2,582	3,447	-
	60	1	BR60RD	2,048	2,048	2,190	2,558	3,281	3,011	3,565	-
RD Square	24 24	1	BR2424RS	852	852	921	1,113	1,325	1,125	1,416	1,398
	30 30	1	BR3030RS	927	927	1,012	1,255	1,482	1,255	1,592	1,736
	36 36	1	BR3636RS	1,253	1,253	1,339	1,626	1,903	1,672	2,035	2,380
	42 42	1	BR4242RS	1,364	1,364	1,461	1,785	2,110	1,903	2,268	3,125
	48 48	1	BR4848RS	1,688	1,688	1,800	2,136	2,509	2,276	2,696	3,687
Square	24 24	1	BR2424SQ	852	852	921	1,113	1,325	1,125	1,416	1,398
	30 30	1	BR3030SQ	927	927	1,012	1,255	1,482	1,255	1,592	1,736
	36 36	1	BR3636SQ	1,253	1,253	1,339	1,626	1,903	1,672	2,035	2,380
	42 42	1	BR4242SQ	1,364	1,364	1,461	1,785	2,110	1,903	2,268	3,125
	48 48	1	BR4848SQ	1,688	1,688	1,800	2,136	2,509	2,276	2,696	3,687
Rectangle	24 30	1	BR2430RE	887	887	947	1,190	1,424	1,291	1,525	1,545
	24 36	1	BR2436RE	1,149	1,149	1,215	1,494	1,722	1,577	1,834	1,940
	24 42	1	BR2442RE	1,191	1,191	1,248	1,546	1,798	1,634	1,916	2,183
	24 48	1	BR2448RE	1,235	1,235	1,306	1,636	1,916	1,737	2,049	2,252
	24 60	2	BR2460RE	1,700	1,700	1,776	2,130	2,448	2,241	2,599	2,954
	24 72	2	BR2472RE	1,773	1,773	1,861	2,252	2,616	2,381	2,791	3,269
	24 84	2	BR2484RE	2,046	2,046	2,128	2,355	2,970	2,497	3,189	3,500
	24 96	2	BR2496RE	2,119	2,119	2,209	2,458	3,122	2,611	3,360	3,730

Continued on next page

875	1,618	1,511	2,253	3,034	4,082
968	2,196	1,854	3,510	3,798	5,654
1,308	3,002	2,517	4,881	5,316	6,928
1,769	5,073	3,744	8,129	-	-
1,932	6,460	4,354	-	-	-
2,116	7,989	5,047	-	-	-
892	-	-	2,211	-	-
968	-	-	3,453	-	-
1,308	-	-	4,816	-	-
1,435	-	-	6,231	-	-
1,771	-	-	8,051	-	-
892	1,620	1,405	2,211	2,094	3,552
968	2,200	1,721	3,453	3,185	4,950
1,308	3,010	2,369	4,816	4,183	6,295
1,435	3,831	2,833	6,231	5,496	7,692
1,771	5,086	3,551	8,051	-	-
917	1,888	1,550	2,944	2,078	3,971
1,186	2,471	1,919	3,582	2,513	4,617
1,232	2,629	2,059	4,003	2,807	4,896
1,281	2,862	2,201	4,423	-	-
1,759	-	2,897	5,706	-	-
1,845	-	3,197	6,543	-	-
2,086	-	-	-	-	-
2,171	-	-	-	-	-

Options

Base Finishes		
Custom Powder Coat (set-up charge)	CPC	381
Polished or Satin Chrome (per base)	use finish code	400
Premium Plated (per base)	use finish code	675
Stainless Steel (per base)	use finish code	1,500

Base Options		
Counter, Bar, & Alternate Height (per column)	CH, BH, AH	69
Nylon Octagon Glides (per base)	GNO	36
Custom Top Plate Size	CTPS	1
6" Column (black texture and powder coat)	COL6	204
6" Column (polished or satin chrome)	COLP6	260
6" Column (premium plated)	COLPP6	1
6" Column (veneer)	COLV6	405
Base sizes may vary with quartz tops		

Top Materials and Finishes		
Any non-standard WCI Laminates (set-up charge)	use manufacturers finish code	150
Premium Laminates	PL	1
Custom Wood Veneer	CWV	1
Stain to Match (set-up charge)	STM	433

Top Options		
3" Radius Corner (per corner)	CRL3	36
(laminate self edge, Ultrafoam, Corian*, 3form* Chroma*)		
3" Wood Radius Corner (per corner)	CRW3	86
(not available in LWFL and WWFL)		
Custom Size	CS	1
Custom Radius Corner	CRC	86
Custom Shape	CSH	1
Custom Edge Thickness	CET	1

Grommets		
2" Round Metal Grommet - Matte Black	GMBM	145
2" Round Metal Grommet - Satin Chrome	GMSC	145
2" Round Metal Grommet - Polished Chrome	GMPC	145
2" Round Plastic Grommet - Matte Black	GPMBM	46
Grommet location	use location code	n/c

Call for pricing

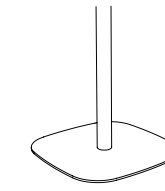
844.815.2217

How to Order

Table Model Number						Options		
BR	4896	RD	WWSQ	WMW	N/A	MBM	GMBM	E
Base Series	Top Size	Top Shape	Top Material Edge Profile	Top Finish	Edge Finish	Base Finish	Matte Black Grommet	Location "E"
A BR4896RAWWSQWMWMBM is a Brae series 48" x 96" racetrack table with two black powder coat bases and a wood veneer 1.25" thick top with a 1.25" square wood edge profile.					Edge finish applies when edge material is different from top material.		The code: GMBM specifies a matte black 2" diameter metal grommet.	
							The code: E specifies the location of the grommet.	

Laminate			Wood				
Self Edge	Vinyl Edges	PVC Edges	Wood Edges Group A	Wood Edges Group B	Wood Edges Group A	Wood Edges Group B	Butcher Block
LLSE Self Edge	LVFL Flat	LPVC PVC	LWFL Flat	LWSQ Square	WWFL Flat	WWSQ Square	BBFL Flat
	LVBP Bumper		LWTP Tapered Ply	LWBN Bullnose	WWTP Tapered Ply	WWBN Bullnose	BBBN Bullnose
			LWFP Flat Ply	LWPR Prism	WWFP Flat Ply	WWPR Prism	

Ultrafoam Solid Surface		Quartz			
Ultrafoam	Acrylic	Corian*	3form* Chroma*	Caesarstone* Q1	Okite* Q2
ULFP PVC	AAOP Opaque	COFL Flat	3FFL Flat	Q1FL Flat	Q2FL Flat
ULFR Raw	AATL Translucent	COBN Bullnose	3FBN Bullnose	Q1BN Bullnose	Q2BN Bullnose
		COPR Prism	3FPR Prism		



Complete Table List Pricing

	Top Size	Base Qty.	Model #										
Rectangle	30	36	1	BR3036RE	1,206	1,206	1,262	1,561	1,810	1,652	1,931	2,155	
	30	42	1	BR3042RE	1,251	1,251	1,316	1,680	1,960	1,784	2,099	2,463	
	30	48	1	BR3048RE	1,473	1,473	1,544	1,913	2,217	2,027	2,367	2,714	
	30	60	2	BR3060RE	1,785	1,785	1,866	2,264	2,611	2,394	2,783	3,300	
	30	72	2	BR3072RE	1,871	1,871	1,969	2,359	2,754	2,503	2,942	3,683	
	30	84	2	BR3084RE	2,163	2,163	2,246	2,479	3,093	2,635	3,324	3,914	
	30	96	2	BR3096RE	2,252	2,252	2,343	2,598	3,310	2,769	3,569	4,145	
	36	42	1	BR3642RE	1,311	1,311	1,384	1,751	2,059	1,867	2,209	2,732	
	36	48	1	BR3648RE	1,538	1,538	1,615	1,994	2,323	2,116	2,483	2,991	
	36	60	2	BR3660RE	2,321	2,321	2,412	2,789	3,162	2,929	3,348	4,089	
	36	72	2	BR3672RE	2,424	2,424	2,521	2,950	3,371	3,108	3,584	4,532	
	36	84	2	BR3684RE	2,732	2,732	2,820	3,081	3,667	3,257	3,916	4,972	
	36	96	2	BR3696RE	2,836	2,836	2,940	3,214	3,887	3,406	4,162	5,406	
	42	72	2	BR4272RE	2,882	2,882	2,964	3,384	3,881	3,473	3,998	-	
	42	84	2	BR4284RE	3,204	3,204	3,292	3,526	4,167	3,824	4,560	-	
	42	96	2	BR4296RE	3,322	3,322	3,419	3,680	4,451	4,002	4,615	-	
	RD Rectangle	24	30	1	BR2430RR	887	887	947	1,190	1,424	1,291	1,525	1,545
		24	36	1	BR2436RR	1,149	1,149	1,215	1,494	1,722	1,577	1,834	1,940
24		42	1	BR2442RR	1,191	1,191	1,248	1,546	1,798	1,634	1,916	2,183	
24		48	1	BR2448RR	1,235	1,235	1,306	1,636	1,916	1,737	2,049	2,252	
24		60	2	BR2460RR	1,700	1,700	1,776	2,130	2,448	2,241	2,599	2,954	
24		72	2	BR2472RR	1,773	1,773	1,861	2,252	2,616	2,381	2,791	3,269	
24		84	2	BR2484RR	2,046	2,046	2,128	2,355	2,970	2,497	3,189	3,500	
24		96	2	BR2496RR	2,119	2,119	2,209	2,458	3,122	2,611	3,360	3,730	

Continued on next page

1,248	2,747	2,124	4,218	3,047	5,316
1,300	3,053	2,297	4,770	3,240	5,456
1,530	3,543	2,665	5,485	-	-
1,858	4,419	3,235	6,748	-	-
1,956	5,354	3,596	7,845	-	-
2,215	-	-	-	-	-
2,318	-	-	-	-	-
1,370	-	2,775	5,521	3,787	6,379
1,607	4,050	3,364	6,334	-	-
2,403	5,806	4,055	8,307	-	-
2,522	6,539	4,467	9,548	-	-
2,799	8,069	-	-	-	-
2,921	8,491	-	-	-	-
2,991	-	-	-	-	-
3,283	-	-	-	-	-
3,423	-	-	-	-	-
3,576	-	-	-	-	-
-	-	-	-	-	-
917	1,888	1,550	2,944	2,078	3,971
1,186	2,471	1,919	3,582	2,513	4,617
1,232	2,629	2,059	4,003	2,807	4,896
1,281	2,862	2,201	4,423	-	-
1,759	-	2,897	5,706	-	-
1,845	-	3,197	6,543	-	-
2,086	-	-	-	-	-
2,171	-	-	-	-	-

Options

Base Finishes		
Custom Powder Coat (set-up charge)	CPC	381
Polished or Satin Chrome (per base)	use finish code	400
Premium Plated (per base)	use finish code	675
Stainless Steel (per base)	use finish code	1,500

Base Options		
Counter, Bar, & Alternate Height (per column)	CH, BH, AH	69
Nylon Octagon Glides (per base)	GNO	36
Custom Top Plate Size	CTPS	Ⓢ
6" Column (black texture and powder coat)	COL6	204
6" Column (polished or satin chrome)	COLP6	260
6" Column (premium plated)	COLPP6	Ⓢ
6" Column (veneer)	COLV6	405
Base sizes may vary with quartz tops		

Top Materials and Finishes		
Any non-standard WCI Laminates (set-up charge)	use manufacturers finish code	150
Premium Laminates	PL	Ⓢ
Custom Wood Veneer	CWV	Ⓢ
Stain to Match (set-up charge)	STM	433

Top Options		
3" Radius Corner (per corner)	CRL3	36
(laminate self edge, Ultrafoam, Corian*, 3form* Chroma*)		
3" Wood Radius Corner (per corner)	CRW3	86
(not available in LWFL and WWFL)		
Custom Size	CS	Ⓢ
Custom Radius Corner	CRC	86
Custom Shape	CSH	Ⓢ
Custom Edge Thickness	CET	Ⓢ

Grommets		
2" Round Metal Grommet - Matte Black	GMBM	145
2" Round Metal Grommet - Satin Chrome	GMSC	145
2" Round Metal Grommet - Polished Chrome	GMPC	145
2" Round Plastic Grommet - Matte Black	GPMBM	46
Grommet location	use location code	n/c

Ⓢ Call for pricing

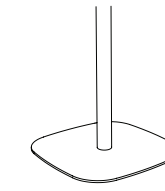
844.815.2217

How to Order

Table Model Number						Options		
BR	4896	RD	WWSQ	WMW	N/A	MBM	GMBM	E
Base Series	Top Size	Top Shape	Top Material Edge Profile	Top Finish	Edge Finish	Base Finish	Matte Black Grommet	Location "E"
A BR4896RAWWSQWMWMBM is a Brae series 48" x 96" racetrack table with two black powder coat bases and a wood veneer 1.25" thick top with a 1.25" square wood edge profile.					Edge finish applies when edge material is different from top material.		The code: GMBM specifies a matte black 2" diameter metal grommet.	
							The code: E specifies the location of the grommet.	

Laminate			Wood				
Self Edge	Vinyl Edges	PVC Edges	Wood Edges Group A	Wood Edges Group B	Wood Edges Group A	Wood Edges Group B	Butcher Block
LLSE Self Edge	LVFL Flat	LPVC PVC	LWFL Flat	LWSQ Square	WWFL Flat	WWSQ Square	BBFL Flat
	LVBP Bumper		LWTP Tapered Ply	LWBN Bullnose	WWTP Tapered Ply	WWBN Bullnose	BBBN Bullnose
			LWFP Flat Ply	LWPR Prism	WWFP Flat Ply	WWPR Prism	

Ultrafoam Solid Surface		Quartz			
Ultrafoam	Acrylic	Corian*	3form* Chroma*	Caesarstone* Q1	Okite* Q2
ULFP PVC	AAOP Opaque	COFL Flat	3FFL Flat	Q1FL Flat	Q2FL Flat
ULFR Raw	AATL Translucent	COBN Bullnose	3FBN Bullnose	Q1BN Bullnose	Q2BN Bullnose
		COPR Prism	3FPR Prism		



Complete Table List Pricing

	Top Size	Base Qty.	Model #								
RD Rectangle	30 36	1	BR3036RR	1,206	1,206	1,262	1,561	1,810	1,652	1,931	2,155
	30 42	1	BR3042RR	1,251	1,251	1,316	1,680	1,960	1,784	2,099	2,463
	30 48	1	BR3048RR	1,473	1,473	1,544	1,913	2,217	2,027	2,367	2,714
	30 60	2	BR3060RR	1,785	1,785	1,866	2,264	2,611	2,394	2,783	3,300
	30 72	2	BR3072RR	1,871	1,871	1,969	2,359	2,754	2,503	2,942	3,683
	30 84	2	BR3084RR	2,163	2,163	2,246	2,479	3,093	2,635	3,324	3,914
	30 96	2	BR3096RR	2,252	2,252	2,343	2,598	3,310	2,769	3,569	4,145
	36 42	1	BR3642RR	1,311	1,311	1,384	1,751	2,059	1,867	2,209	2,732
	36 48	1	BR3648RR	1,538	1,538	1,615	1,994	2,323	2,116	2,483	2,991
	36 60	2	BR3660RR	2,321	2,321	2,412	2,789	3,162	2,929	3,348	4,089
	36 72	2	BR3672RR	2,424	2,424	2,521	2,950	3,371	3,108	3,584	4,532
	36 84	2	BR3684RR	2,732	2,732	2,820	3,081	3,667	3,257	3,916	4,972
	36 96	2	BR3696RR	2,836	2,836	2,940	3,214	3,887	3,406	4,162	5,406
	42 72	2	BR4272RR	2,882	2,882	2,964	3,384	3,881	3,473	3,998	-
	42 84	2	BR4284RR	3,204	3,204	3,292	3,526	4,167	3,824	4,560	-
	42 96	2	BR4296RR	3,322	3,322	3,419	3,680	4,451	4,002	4,615	-
48 96	2	BR4896RR	3,461	3,461	3,557	3,913	4,736	4,381	4,995	-	
48 120	2	BR4812ORR	3,729	3,729	3,851	4,217	5,022	4,765	5,379	-	

1,248	2,747	2,124	4,218	3,047	5,316
1,300	3,053	2,297	4,770	3,240	5,456
1,530	3,543	2,665	5,485	-	-
1,858	4,419	3,235	6,748	-	-
1,956	5,354	3,596	7,845	-	-
2,215	-	-	-	-	-
2,318	-	-	-	-	-
1,370	-	2,775	5,521	3,787	6,379
1,607	4,050	3,364	6,334	-	-
2,403	5,806	4,055	8,307	-	-
2,522	6,539	4,467	9,548	-	-
2,799	8,069	-	-	-	-
2,921	8,491	-	-	-	-
2,991	-	-	-	-	-
3,283	-	-	-	-	-
3,423	-	-	-	-	-
3,576	-	-	-	-	-
-	-	-	-	-	-

Options

Base Finishes		
Custom Powder Coat (set-up charge)	CPC	381
Polished or Satin Chrome (per base)	use finish code	400
Premium Plated (per base)	use finish code	675
Stainless Steel (per base)	use finish code	1,500

Base Options		
Counter, Bar, & Alternate Height (per column)	CH, BH, AH	69
Nylon Octagon Glides (per base)	GNO	36
Custom Top Plate Size	CTPS	Ⓛ
6" Column (black texture and powder coat)	COL6	204
6" Column (polished or satin chrome)	COLP6	260
6" Column (premium plated)	COLPP6	Ⓛ
6" Column (veneer)	COLV6	405
Base sizes may vary with quartz tops		

Top Materials and Finishes		
Any non-standard WCI Laminates (set-up charge)	use manufacturers finish code	150
Premium Laminates	PL	Ⓛ
Custom Wood Veneer	CWV	Ⓛ
Stain to Match (set-up charge)	STM	433

Top Options		
3" Radius Corner (per corner)	CRL3	36
(laminate self edge, Ultrafoam, Corian*, 3form* Chroma*)		
3" Wood Radius Corner (per corner)	CRW3	86
(not available in LWFL and WWFL)		
Custom Size	CS	Ⓛ
Custom Radius Corner	CRC	86
Custom Shape	CSH	Ⓛ
Custom Edge Thickness	CET	Ⓛ

Grommets		
2" Round Metal Grommet - Matte Black	GMBM	145
2" Round Metal Grommet - Satin Chrome	GMSC	145
2" Round Metal Grommet - Polished Chrome	GMPC	145
2" Round Plastic Grommet - Matte Black	GPMBM	46
Grommet location	use location code	n/c

Ⓛ Call for pricing

844.815.2217

How to Order

Table Model Number						Options		
BR	4896	RD	WWSQ	WMW	N/A	MBM	GMBM	E
Base Series	Top Size	Top Shape	Top Material Edge Profile	Top Finish	Edge Finish	Base Finish	Matte Black Grommet	Location "E"
A BR4896RAWWSQWMWMBM is a Brae series 48" x 96" racetrack table with two black powder coat bases and a wood veneer 1.25" thick top with a 1.25" square wood edge profile.					Edge finish applies when edge material is different from top material.		The code: GMBM specifies a matte black 2" diameter metal grommet.	
							The code: E specifies the location of the grommet.	