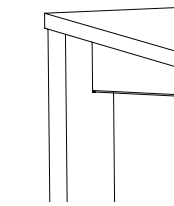


Laminate	Wood		Solid Surface	Quartz
Self Edge LLSE Self Edge	Wood Edges Group A LWFL Flat	Wood Edges Group A WWFL Flat	Butcher Block BBFL Flat	Corian® COFL Flat
	LWFP Flat Ply	WWFP Flat Ply		Caesarstone® Q1 Q1FL Flat
				Okite® Q2 Q2FL Flat

Complete Table List Pricing

	Top Size		Base Qty.	Model #							
Square	36	36	1	VS3636SQ	2,104	2,404	2,713	3,157	3,361	3,973	5,823
	42	42	1	VS4242SQ	2,272	2,572	2,940	3,346	3,596	4,935	6,845
	48	48	1	VS4848SQ	2,828	3,202	3,660	4,165	4,476	6,143	8,522
Rectangle	24	60	1	VS2460RE	1,975	2,262	2,554	2,762	2,980	4,047	6,007
	24	72	1	VS2472RE	2,291	2,624	2,962	3,203	3,457	4,694	6,969
	24	84	1	VS2484RE	2,596	2,974	3,357	3,631	3,918	5,320	7,898
	24	96	1	VS2496RE	2,893	3,314	3,741	4,045	4,366	5,928	8,800
	24	120	1	VS24120RE	3,471	3,976	4,489	4,855	5,239	7,114	10,560
	30	60	1	VS3060RE	2,468	2,827	3,192	3,452	3,725	5,058	7,509
	30	72	1	VS3072RE	2,641	3,025	3,416	3,767	4,027	6,090	10,874
	30	84	1	VS3084RE	2,826	3,237	3,655	4,091	4,371	8,041	11,768
	30	96	1	VS3096RE	3,149	3,607	4,072	4,559	4,871	8,960	13,113
	30	120	1	VS30120RE	3,779	4,328	4,887	5,470	5,845	10,752	15,736
	36	60	1	VS3660RE	2,538	2,969	3,352	3,724	4,166	5,346	7,763
	36	72	1	VS3672RE	2,715	3,177	3,586	4,035	4,490	6,446	11,156
	36	84	1	VS3684RE	2,905	3,399	3,837	4,325	4,804	8,549	11,790
	36	96	1	VS3696RE	3,237	3,787	4,276	4,820	5,353	9,527	13,137
	36	120	1	VS36120RE	3,885	4,545	5,131	5,784	6,424	11,432	15,765

Continued on next page



Options

Base Finishes		
Custom Powder Coat (set-up charge)	CPC	381
Stainless Steel	use finish code	2,100
Base Options		
Counter Height	CH	pages 147-148
Bar Height	BH	pages 147-148
Alternate Height	AH	📞
Locking Casters 3" Mag Wheel (qty 4)	MWC3	175
Top Materials and Finishes		
Any non-standard WCI Laminates (set-up charge)	use manufacturers finish code	150
Premium Laminates	PL	📞
Custom Wood Veneer	CWV	📞
Stain to Match (set-up charge)	STM	433

📞 Call for pricing

844.815.2217

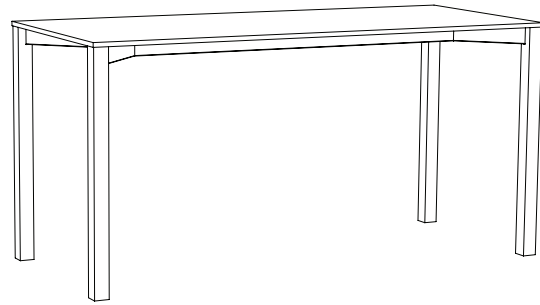
How to Order

Table Model Number

VS Base Series	3684 Top Size	RE Top Shape	LWFL Top Material Edge Profile	LDW Top Finish	WMW Edge Finish	MBM Base Finish
--------------------------	-------------------------	------------------------	---	--------------------------	---------------------------	---------------------------

A VS3684RELWFLLDWWMWMBM is a Vista series 36" x 84" rectangle table with a black powder coat base and a laminate 1.25" thick top with a 1.25" flat wood edge profile.

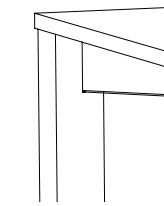
The codes: LDW WMW specify a designer white laminate top, with a medium walnut edge.



Laminate	Wood			Solid Surface	Quartz	
Self Edge LLSE Self Edge	Wood Edges Group A LWFL Flat	Wood Edges Group A WWFL Flat	Butcher Block BBFL Flat	Corian® COFL Flat	Caesarstone® Q1 Q1FL Flat	Okite® Q2 Q2FL Flat
	LWFP Flat Ply	WWFP Flat Ply				

Complete Table List Pricing

	Top Size		Base Qty.	Model #								
Square	36	36	1	VS3636SQ	2,454	2,754	3,063	3,507	3,711	350	4,323	6,173
	42	42	1	VS4242SQ	2,622	2,922	3,290	3,696	3,946	350	5,285	7,195
	48	48	1	VS4848SQ	3,178	3,552	4,010	4,515	4,826	350	6,493	8,872
Rectangle	24	60	1	VS2460RE	2,325	2,612	2,904	3,112	3,330	350	4,397	6,357
	24	72	1	VS2472RE	2,641	2,974	3,312	3,553	3,807	350	5,044	7,319
	24	84	1	VS2484RE	2,946	3,324	3,707	3,981	4,268	350	5,670	8,248
	24	96	1	VS2496RE	3,243	3,664	4,091	4,395	4,716	350	6,278	9,150
	24	120	1	VS24120RE	3,821	4,326	4,839	5,205	5,589	350	7,464	10,910
	30	60	1	VS3060RE	2,818	3,177	3,542	3,802	4,075	350	5,408	7,859
	30	72	1	VS3072RE	2,991	3,375	3,766	4,117	4,377	350	6,440	11,224
	30	84	1	VS3084RE	3,176	3,587	4,005	4,441	4,721	350	8,391	12,118
	30	96	1	VS3096RE	3,499	3,957	4,422	4,909	5,221	350	9,310	13,463
	30	120	1	VS30120RE	4,129	4,678	5,237	5,820	6,195	350	11,102	16,086
	36	60	1	VS3660RE	2,888	3,319	3,702	4,074	4,516	350	5,696	8,113
	36	72	1	VS3672RE	3,065	3,527	3,936	4,385	4,840	350	6,796	11,506
	36	84	1	VS3684RE	3,255	3,749	4,187	4,675	5,154	350	8,899	12,140
	36	96	1	VS3096RE	3,587	4,137	4,626	5,170	5,703	350	9,877	13,487
	36	120	1	VS30120RE	4,235	4,895	5,481	6,134	6,774	350	11,782	16,115



Options

Base Finishes		
Custom Powder Coat (set-up charge)	CPC	381
Stainless Steel	use finish code	2,100
Base Options		
Locking Casters 3" Mag Wheel (qty 4)	MWC3	175
Top Materials and Finishes		
Any non-standard WCI Laminates (set-up charge)	use manufacturers finish code	150
Premium Laminates	PL	1
Custom Wood Veneer	CWV	1
Stain to Match (set-up charge)	STM	433

Call for pricing

844.815.2217

How to Order

Table Model Number						Options	
VS Base Series	3684 Top Size	RE Top Shape	LWFL Top Material Edge Profile	LDW Top Finish	WMW Edge Finish	MBM Base Finish	BH Base Height
A VS3684RELWFLLDWWMWMBM-BH is a Vista series 36" x 84" rectangle table with a black powder coat base and a laminate 1.25" thick top with a 1.25" flat wood edge profile.						The codes: LDW WMW specify a designer white laminate top, with a medium walnut edge.	
						The code: BH specifies bar height base.	