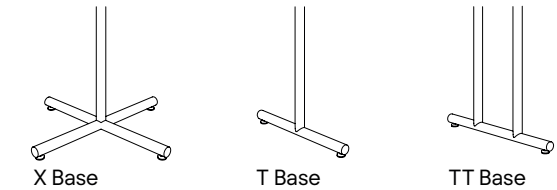
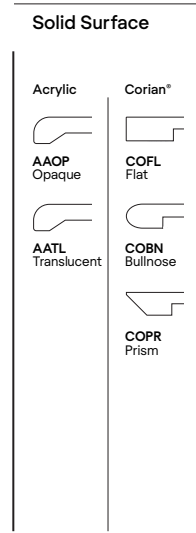
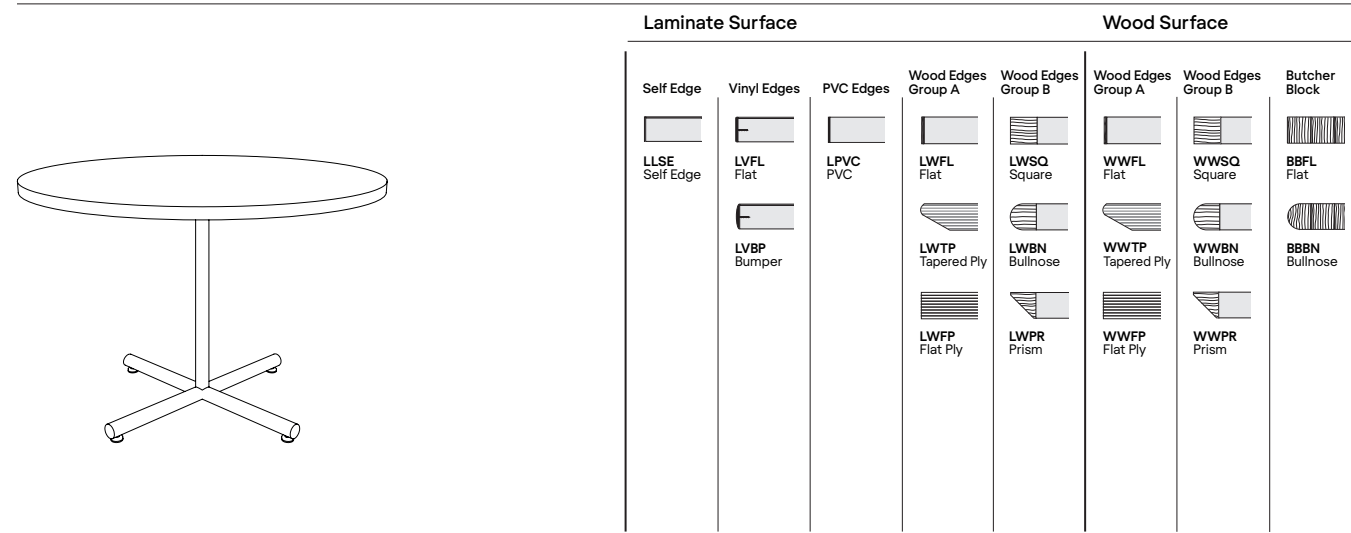




SLIMLINE

2023

**WEST
COAST
INDUSTRIES**



Complete Table List Pricing

	Top Size	Base Qty.	Base Style	Model #	889	889	969	1,222	1,491	1,238	1,605	1,471	
Round	24	1	X	SLX24RD	889	889	969	1,222	1,491	1,238	1,605	1,471	
	30	1	X	SLX30RD	1,082	1,082	1,180	1,498	1,785	1,608	1,924	1,959	
	36	1	X	SLX36RD	1,308	1,308	1,423	1,797	2,131	1,838	2,297	2,547	
	42	1	X	SLX42RD	1,469	1,469	1,597	1,981	2,393	2,131	2,592	3,383	
	48	1	X	SLX48RD	1,784	1,784	1,928	2,353	2,825	2,530	3,061	3,971	
	54	1	X	SLX54RD	1,961	1,961	2,127	2,697	3,671	2,917	4,012	-	
	60	1	X	SLX60RD	2,242	2,242	2,421	2,886	3,802	3,460	4,160	-	
Oval	36	72	2	T	SLT3672OV	1,975	1,975	2,056	2,387	2,741	2,662	3,006	-
	42	54	2	T	SLT4254OV	1,938	1,938	1,982	2,308	2,828	2,548	2,924	-
	42	78	2	T	SLT4278OV	2,402	2,402	2,470	2,776	3,126	3,003	3,396	-
	42	84	2	T	SLT4284OV	2,492	2,492	2,578	2,856	3,256	3,089	3,541	-
	48	78	2	TT	SLTT4878OV	2,762	2,762	2,855	3,122	3,519	3,366	3,810	-
	48	96	2	TT	SLTT4896OV	3,043	3,043	3,132	3,358	3,791	3,936	4,440	-
RD Square	24	24	1	X	SLX2424RS	891	891	979	1,221	1,491	1,238	1,605	1,583
	30	30	1	X	SLX3030RS	1,082	1,082	1,190	1,497	1,785	1,608	1,924	2,107
	36	36	1	X	SLX3636RS	1,309	1,309	1,416	1,780	2,131	1,838	2,298	2,734
	42	42	1	X	SLX4242RS	1,599	1,599	1,722	2,132	2,543	2,280	2,742	3,827
	48	48	1	X	SLX4848RS	1,786	1,786	1,928	2,353	2,825	2,530	3,061	4,315
Square	24	24	1	X	SLX2424SQ	891	891	979	1,221	1,491	1,238	1,605	1,583
	30	30	1	X	SLX3030SQ	1,082	1,082	1,190	1,497	1,785	1,608	1,924	2,107
	36	36	1	X	SLX3636SQ	1,309	1,309	1,416	1,780	2,131	1,838	2,298	2,734
	42	42	1	X	SLX4242SQ	1,599	1,599	1,722	2,132	2,543	2,280	2,742	3,827
	48	48	1	X	SLX4848SQ	1,786	1,786	1,928	2,353	2,825	2,530	3,061	4,315

1,861	1,726
2,688	2,255
3,520	2,907
4,554	3,531
6,069	4,387
7,823	5,159
9,757	6,036
-	-
6,452	-
8,660	-
-	-
-	-
-	-
-	-
1,863	1,592
2,693	2,087
3,530	2,719
4,719	3,456
6,085	4,143

Options

Base Finishes		
Custom Powder Coat (set-up charge)	CPC	413
Polished or Satin Chrome (per X base)	use finish code	207
Polished or Satin Chrome (T & TT base, per column)	use finish code	715
Premium Plated (per X base)	use finish code	385
Premium Plated (T & TT base, per column)	use finish code	
Base Options		
Counter, Bar, & Alternate Height (per column)	CH, BH, AH	76
Super Level Glides (per base)	GSL	40
Locking Casters 2" Twin Wheel (qty. 4)	TWC2	65
Tilt-top - (standard cable release)	TMX/TMT	312 X-base/ 483 T-base
Folding	FM	312 T-base
Top Materials and Finishes		
Any non-standard WCI Laminates (set-up charge)	use manufacturers finish code	165
Premium Laminates	PL	476
Custom Wood Veneer	CWV	
Stain to Match (set-up charge)	STM	
Top Options		
3" Radius Corner (per corner)	CRL3	40
(laminates self edge, Ultrafoam, Corian®, 3form® Chroma®)		
3" Wood Radius Corner (per corner)	CRW3	95
(not available in LWFL and WWFL)		
Custom Size	CS	
Custom Shape	CSH	
Custom Edge Thickness	CET	
Custom Radius Corner	CRC	
Ganging Clips (1 set includes 2 male and 2 female clips)	GC	
Grommets		
2" Round Metal Grommet - Matte Black	GMBM	160
2" Round Metal Grommet - Satin Chrome	GMSC	160
2" Round Metal Grommet - Polished Chrome	GMPC	160
2" Round Plastic Grommet - Matte Black	GPMBM	51
Grommet location	use location code	n/c
Power, Data, & Wire Management		
Wire Management		Pages 134 -235
Power & Data		Pages 236-237

Continued on next page

Call for pricing

844.815.2217

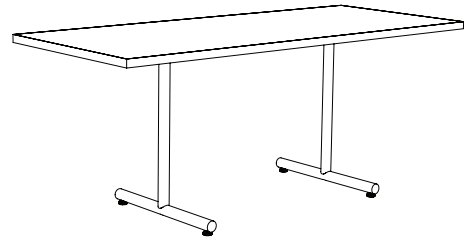
How to Order

Table Model Number							Options
SLX	36	RD	WWSQ	WMW	N/A	MBM	AH
Base Series	Top Size	Top Shape	Top Material Edge Profile	Top Finish	Edge Finish	Base Finish	Alternate Height Base

A SLX36RDWWSQWMWMBM is a Slimline series 36" round table with a black powder coat X-base and a wood veneer 1.25" thick top with a 1.25" square wood edge profile.

Edge finish applies when edge material is different from top material.

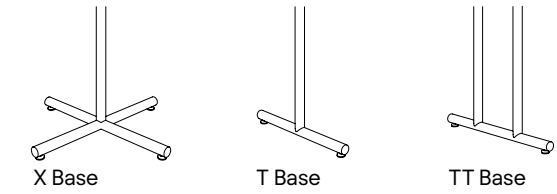
The code: AH specifies alternate height base.



Laminate Surface			Wood Surface				
Self Edge	Vinyl Edges	PVC Edges	Wood Edges Group A	Wood Edges Group B	Wood Edges Group A	Wood Edges Group B	Butcher Block
LLSE Self Edge	LVFL Flat	LPVC PVC	LWFL Flat	LWSQ Square	WWFL Flat	WWSQ Square	BBFL Flat
	LVBP Bumper		LWTP Tapered Ply	LWBN Bullnose	WWTP Tapered Ply	WWBN Bullnose	BBBN Bullnose
			LWFP Flat Ply	LWPR Prism	WWFP Flat Ply	WWPR Prism	

Solid Surface

Acrylic	Corian®
AAOP Opaque	COFL Flat
AATL Translucent	COBN Bullnose
	COPR Prism



Complete Table List Pricing

	Top Size	Base Qty.	Base Style	Model #								
Rectangle	18 48	2	T	SLT1848RE	1,219	1,219	1,299	1,486	1,883	1,592	1,928	2,063
	18 60	2	T	SLT1860RE	1,297	1,297	1,393	1,614	2,063	1,716	2,155	2,170
	18 72	2	T	SLT1872RE	1,372	1,372	1,476	1,748	2,243	1,856	2,380	2,352
	18 84	2	T	SLT1884RE	1,614	1,614	1,696	1,978	2,468	2,129	2,676	2,604
	18 96	2	T	SLT1896RE	1,748	1,748	1,822	2,070	2,648	2,228	2,842	2,784
	24 30	1	X	SLX2430RE	1,033	1,033	1,108	1,416	1,712	1,543	1,839	1,865
	24 36	1	X	SLX2436RE	1,177	1,177	1,261	1,613	1,901	1,718	2,043	2,177
	24 42	1	X	SLX2442RE	1,229	1,229	1,301	1,679	1,998	1,790	2,147	2,485
	24 48	1	X	SLX2448RE	1,286	1,286	1,375	1,793	2,147	1,921	2,314	2,572
	24 60	2	T	SLT2460RE	1,401	1,401	1,498	1,946	2,347	2,086	2,539	2,988
	24 72	2	T	SLT2472RE	1,494	1,494	1,605	2,100	2,561	2,263	2,781	3,386
	24 84	2	T	SLT2484RE	1,839	1,839	1,943	2,230	3,009	2,410	3,286	3,678
24 96	2	T	SLT2496RE	1,932	1,932	2,046	2,361	3,201	2,554	3,501	3,970	
30 36	1	X	SLX3036RE	1,249	1,249	1,320	1,698	2,013	1,813	2,166	2,449	
30 42	2	T	SLT3042RE	1,376	1,376	1,459	1,920	2,274	2,050	2,449	2,910	
30 48	1	X	SLX3048RE	1,515	1,515	1,604	2,071	2,455	2,215	2,644	3,084	
30 60	2	T	SLT3060RE	1,562	1,562	1,664	2,168	2,608	2,333	2,825	3,479	
30 72	2	T	SLT3072RE	1,671	1,671	1,794	2,289	2,787	2,471	3,026	3,963	
30 84	2	T	SLT3084RE	2,041	2,041	2,146	2,441	3,216	2,638	3,509	4,256	
30 96	2	T	SLT3096RE	2,153	2,153	2,268	2,591	3,491	2,807	3,819	4,547	
36 42	2	T	SLT3642RE	1,579	1,579	1,672	2,135	2,525	2,283	2,715	3,376	
36 48	2	T	SLT3648RE	1,643	1,643	1,741	2,220	2,637	2,375	2,839	3,480	
36 60	2	T	SLT3660RE	1,795	1,795	1,910	2,387	2,859	2,564	3,094	4,032	
36 72	2	T	SLT3672RE	1,925	1,925	2,048	2,592	3,124	2,791	3,394	4,591	
36 84	2	T	SLT3684RE	2,314	2,314	2,427	2,757	3,498	2,979	3,813	5,148	
36 96	2	TT	SLTT3696RE	2,662	2,662	2,793	3,139	3,991	3,383	4,340	5,914	

Continued on next page

*T-bases can be specified on 30" x 42" and 30" x 48" rectangle tables, please refer to Base Only Pricing and Top Only Pricing.
X-bases are recommended for dining applications.

How to Order

Table Model Number						Options	
SLTT	4896	RA	WWSQ	WMW	N/A	MBM	TWC2
Base Series	Top Size	Top Shape	Top Material Edge Profile	Top Finish	Edge Finish	Base Finish	Casters

A SLTT4896RAWWSQWMWMBM is a Slimline series 48"x 96" racetrack table with two black powder coat TT-bases and a wood veneer 1.25" thick top with a 1.25" square wood edge profile.

Edge finish applies when edge material is different from top material.

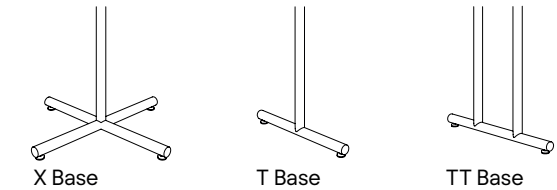
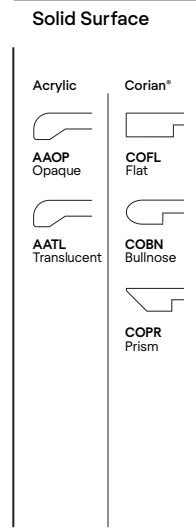
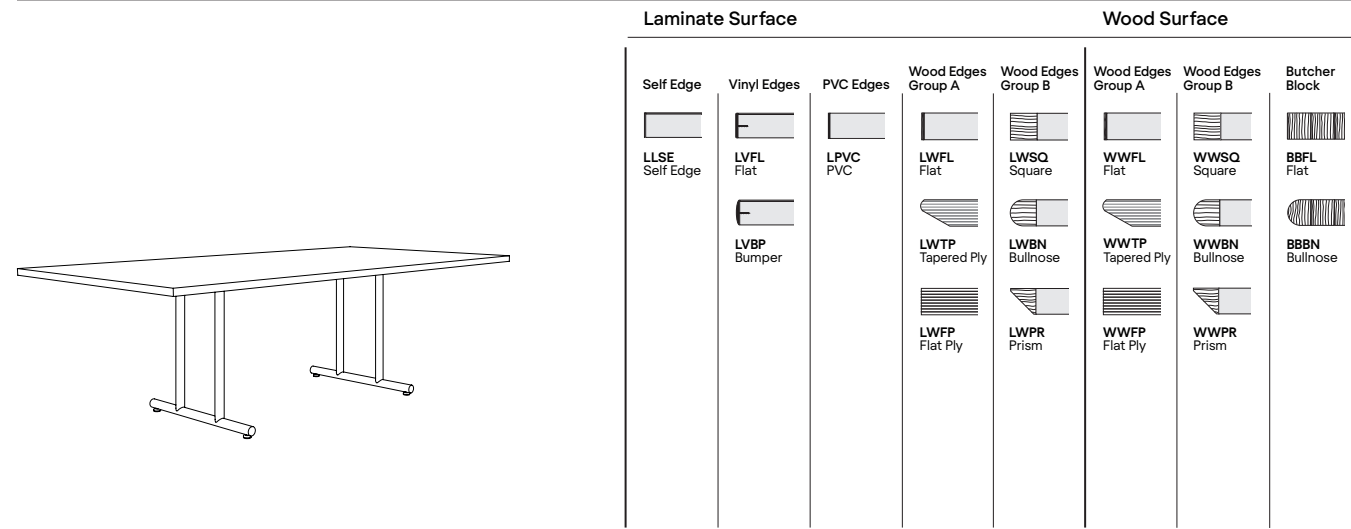
The code: TWC2 specifies 2" twin wheel locking casters.

Options

Base Finishes		
Custom Powder Coat (set-up charge)	CPC	413
Polished or Satin Chrome (per X base)	use finish code	207
Polished or Satin Chrome (T & TT base, per column)	use finish code	715
Premium Plated (per X base)	use finish code	385
Premium Plated (T & TT base, per column)	use finish code	
Base Options		
Counter, Bar, & Alternate Height (per column)	CH, BH, AH	76
Super Level Glides (per base)	GSL	40
Locking Casters 2" Twin Wheel (qty. 4)	TWC2	65
Tilt-top - (standard cable release)	TMX/TMT	312 X-base/ 483 T-base
Folding	FM	312 T-base
Top Materials and Finishes		
Any non-standard WCI Laminates (set-up charge)	use manufacturers finish code	165
Premium Laminates	PL	413
Custom Wood Veneer	CWV	413
Stain to Match (set-up charge)	STM	476
Top Options		
3" Radius Corner (per corner)	CRL3	40
(laminate self edge, Ultrafoam, Corian®, 3form® Chroma®)		
3" Wood Radius Corner (per corner)	CRW3	95
(not available in LWFL and WWFL)		
Custom Size	CS	413
Custom Shape	CSH	413
Custom Edge Thickness	CET	413
Custom Radius Corner	CRC	95
Ganging Clips (1 set includes 2 male and 2 female clips)	GC	171
Grommets		
2" Round Metal Grommet - Matte Black	GMBM	160
2" Round Metal Grommet - Satin Chrome	GMSC	160
2" Round Metal Grommet - Polished Chrome	GMPC	160
2" Round Plastic Grommet - Matte Black	GPMBM	51
Grommet location	use location code	n/c
Power, Data, & Wire Management		
Wire Management		Pages 134 -235
Power & Data		Pages 236-237

Call for pricing

844.815.2217



Complete Table List Pricing

	Top Size	Base Qty.	Base Style	Model #								
Rectangle	42 72	2	TT	SLTT4272RE	2,275	2,275	2,378	2,910	3,539	3,022	3,686	-
	42 84	2	TT	SLTT4284RE	2,682	2,682	2,793	3,090	3,900	3,466	4,397	-
	42 96	2	TT	SLTT4296RE	2,831	2,831	2,954	3,284	4,260	3,692	4,467	-
	48 96	2	TT	SLTT4896RE	3,132	3,132	3,252	3,703	4,743	4,294	5,071	-
	48 120	2	TT	SLTT48120RE	3,469	3,469	3,625	4,088	5,105	4,781	5,557	-

Options

Base Finishes		
Custom Powder Coat (set-up charge)	CPC	413
Polished or Satin Chrome (per X base)	use finish code	207
Polished or Satin Chrome (T & TT base, per column)	use finish code	715
Premium Plated (per X base)	use finish code	385
Premium Plated (T & TT base, per column)	use finish code	
Base Options		
Counter, Bar, & Alternate Height (per column)	CH, BH, AH	76
Super Level Glides (per base)	GSL	40
Locking Casters 2" Twin Wheel (qty. 4)	TWC2	65
Tilt-top - (standard cable release)	TMX/TMT	312 X-base/ 483 T-base
Folding	FM	312 T-base
Top Materials and Finishes		
Any non-standard WCI Laminates (set-up charge)	use manufacturers finish code	165
Premium Laminates	PL	413
Custom Wood Veneer	CWV	413
Stain to Match (set-up charge)	STM	476
Top Options		
3" Radius Corner (per corner) (laminate self edge, Ultrafoam, Corian®, 3form® Chroma®)	CRL3	40
3" Wood Radius Corner (per corner) (not available in LWFL and WWFL)	CRW3	95
Custom Size	CS	413
Custom Shape	CSH	413
Custom Edge Thickness	CET	95
Custom Radius Corner	CRC	95
Ganging Clips (1 set includes 2 male and 2 female clips)	GC	171
Grommets		
2" Round Metal Grommet - Matte Black	GMBM	160
2" Round Metal Grommet - Satin Chrome	GMSC	160
2" Round Metal Grommet - Polished Chrome	GMPC	160
2" Round Plastic Grommet - Matte Black	GPMBM	51
Grommet location	use location code	n/c
Power, Data, & Wire Management		
Wire Management		Pages 134 -235
Power & Data		Pages 236-237

Call for pricing

844.815.2217

How to Order

Table Model Number							Options	
SLTT	4272	AR	WWSQ	WMW	N/A	MBM	GMBM	C
Base Series	Top Size	Top Shape	Top Material Edge Profile	Top Finish	Edge Finish	Base Finish	Matte Black Grommet	Location "C"
A SLTT4272ARWWSQWMWMBM is a Slimline series 42" x 72" arc rectangle table with two black powder coat TT-bases and a wood veneer 1.25" thick top with a 1.25" square wood edge profile.					Edge finish applies when edge material is different from top material.		The code: GMBM specifies a matte black 2" diameter metal grommet.	The code: C specifies the location of the grommet.