

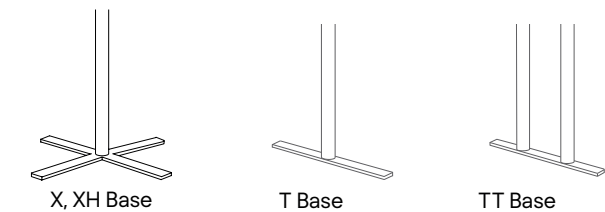


PLUS
2023

**WEST
COAST
INDUSTRIES**

Laminate Surface			Wood Surface				
Self Edge	Vinyl Edges	PVC Edges	Wood Edges Group A	Wood Edges Group B	Wood Edges Group A	Wood Edges Group B	Butcher Block
LLSE Self Edge	LVFL Flat	LPVC PVC	LWFL Flat	LWSQ Square	WWFL Flat	WWSQ Square	BBFL Flat
	LVBP Bumper		LWTP Tapered Ply	LWBN Bullnose	WWTP Tapered Ply	WWBN Bullnose	BBBN Bullnose
			LWFP Flat Ply	LWPR Prism	WWFP Flat Ply	WWPR Prism	

Solid Surface	
Acrylic	Corian®
AAOP Opaque	COFL Flat
AATL Translucent	COBN Bullnose
	COPR Prism



Complete Table List Pricing

	Top Size	Base Qty.	Base Style	Model #									
Round	24	1	X	PUX24RD	1,139	1,139	1,218	1,471	1,739	1,486	1,855	1,720	
	30	1	X	PUX30RD	1,356	1,356	1,453	1,771	2,058	1,881	2,198	2,233	
	36	1	X	PUX36RD	1,601	1,601	1,715	2,090	2,422	2,131	2,589	2,839	
	42	1	X	PUX42RD	1,761	1,761	1,890	2,274	2,684	2,422	2,884	3,675	
	48	1	X	PUX48RD	2,044	2,044	2,189	2,614	3,086	2,791	3,322	4,232	
	54	1	XH	PUXH54RD	2,335	2,335	2,503	3,071	4,046	3,291	4,386	-	
	60	1	XH	PUXH60RD	2,616	2,616	2,796	3,262	4,176	3,835	4,535	-	
Oval	36	72	2	T	PUT3672OV	2,206	2,206	2,286	2,617	2,971	2,892	3,236	-
	42	54	2	T	PUT4254OV	2,168	2,168	2,212	2,538	3,058	2,778	3,155	-
	42	78	2	T	PUT4278OV	2,633	2,633	2,699	3,007	3,357	3,234	3,626	-
	42	84	2	T	PUT4284OV	2,723	2,723	2,808	3,087	3,486	3,319	3,771	-
	48	78	2	TT	PUTT4878OV	2,980	2,980	3,072	3,340	3,737	3,584	4,028	-
	48	96	2	TT	PUTT4896OV	3,260	3,260	3,350	3,576	4,008	4,153	4,657	-
RD Square	24	24	1	X	PUX2424RS	1,141	1,141	1,229	1,471	1,740	1,486	1,855	1,832
	30	30	1	X	PUX3030RS	1,355	1,355	1,463	1,771	2,058	1,881	2,197	2,380
	36	36	1	X	PUX3636RS	1,601	1,601	1,708	2,072	2,422	2,131	2,589	3,026
	42	42	1	X	PUX4242RS	1,860	1,860	1,982	2,393	2,804	2,541	3,003	4,088
	48	48	1	X	PUX4848RS	2,047	2,047	2,189	2,614	3,086	2,791	3,322	4,576
Square	24	24	1	X	PUX2424SQ	1,141	1,141	1,229	1,471	1,740	1,486	1,855	1,832
	30	30	1	X	PUX3030SQ	1,355	1,355	1,463	1,771	2,058	1,881	2,197	2,380
	36	36	1	X	PUX3636SQ	1,601	1,601	1,708	2,072	2,422	2,131	2,589	3,026
	42	42	1	X	PUX4242SQ	1,860	1,860	1,982	2,393	2,804	2,541	3,003	4,088
	48	48	1	X	PUX4848SQ	2,047	2,047	2,189	2,614	3,086	2,791	3,322	4,576

2,110	1,975
2,961	2,529
3,813	3,199
4,847	3,823
6,328	4,648
8,197	5,533
10,131	6,410
-	-
6,683	-
8,891	-
-	-
-	-
-	-
-	-
2,112	1,840
2,967	2,361
3,823	3,012
4,980	3,717
6,346	4,403

Options

Base Finishes		
Custom Powder Coat (set-up charge)	CPC	413
Polished or Satin Chrome (per X base)	use finish code	207
Polished or Satin Chrome (T & TT base, per column)	use finish code	715
Premium Plated (per X base)	use finish code	385
Premium Plated (T & TT base, per column)	use finish code	1,650
Stainless Steel (per base)	use finish code	
Base Options		
Counter, Bar, & Alternate Height (per column)	CH, BH, AH	76
Super Level Glides (per base)	GSL	40
Locking Casters 2" Twin Wheel (qty. 4)	TWC2	65
Tilt-top - (standard cable release)	TMX/TMT	312 X-base/ 483 T-base
Folding	FM	312 T-base
Top Materials and Finishes		
Any non-standard WCI Laminates (set-up charge)	use manufacturers finish code	165
Premium Laminates	PL	476
Custom Wood Veneer	CWV	476
Stain to Match (set-up charge)	STM	
Top Options		
3" Radius Corner (per corner)	CRL3	40
(laminates self edge, Ultrafoam, Corian®, 3form® Chroma®)		
3" Wood Radius Corner (per corner)	CRW3	95
(not available in LWFL and WWFL)		
Custom Radius Corner	CRC	95
Custom Size	CS	476
Custom Shape	CSH	476
Custom Edge Thickness	CET	476
Ganging Clips (1 set includes 2 male and 2 female clips)	GC	171
Grommets		
2" Round Metal Grommet - Matte Black	GMBM	160
2" Round Metal Grommet - Satin Chrome	GMSC	160
2" Round Metal Grommet - Polished Chrome	GMPC	160
2" Round Plastic Grommet - Matte Black	GPMBM	51
Grommet location	use location code	n/c
Power, Data, & Wire Management		
Wire management		Pages 234-235
Power & data		Pages 236-237

Continued on next page

Call for pricing

844.815.2217

How to Order

Table Model Number							Options
PUX	36	RD	WWSQ	WMW	N/A	MBM	AH
Base Series	Top Size	Top Shape	Top Material Edge Profile	Top Finish	Edge Finish	Base Finish	Alternate Height Base

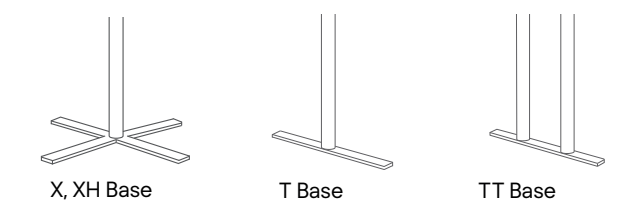
A PUX36RDWWSQWMWMBM is a Plus series 36" round table with a black powder coat X-base and a wood veneer 1.25" thick top with a 1.25" square wood edge profile.

Edge finish applies when edge material is different from top material.

The code: AH specifies alternate height base.

Laminate Surface			Wood Surface				
Self Edge	Vinyl Edges	PVC Edges	Wood Edges Group A	Wood Edges Group B	Wood Edges Group A	Wood Edges Group B	Butcher Block
LSE Self Edge	LVFL Flat	LPVC PVC	LWFL Flat	LWSQ Square	WWFL Flat	WWSQ Square	BBFL Flat
	LVBP Bumper		LWTP Tapered Ply	LWBN Bullnose	WWTP Tapered Ply	WWBN Bullnose	BBBN Bullnose
			LWFP Flat Ply	LWPR Prism	WWFP Flat Ply	WWPR Prism	

Solid Surface	
Acrylic	Corian®
AAOP Opaque	COFL Flat
AATL Translucent	COBN Bullnose
	COPR Prism



Complete Table List Pricing

	Top Size	Base Qty.	Base Style	Model #								
Rectangle	18 48	2	T	PUT1848RE	1,404	1,404	1,484	1,671	2,068	1,775	2,113	2,247
	18 60	2	T	PUT1860RE	1,482	1,482	1,577	1,799	2,247	1,901	2,340	2,355
	18 72	2	T	PUT1872RE	1,557	1,557	1,661	1,933	2,428	2,041	2,565	2,537
	18 84	2	T	PUT1884RE	1,799	1,799	1,881	2,163	2,653	2,313	2,861	2,789
	18 96	2	T	PUT1896RE	1,933	1,933	2,006	2,255	2,833	2,412	3,027	2,969
	24 30	1	X	PUX2430RE	1,306	1,306	1,382	1,689	1,984	1,816	2,112	2,137
	24 36	1	X	PUX2436RE	1,469	1,469	1,552	1,905	2,193	2,010	2,334	2,470
	24 42	1	X	PUX2442RE	1,521	1,521	1,594	1,970	2,289	2,082	2,440	2,776
	24 48	1	X	PUX2448RE	1,579	1,579	1,668	2,086	2,440	2,213	2,607	2,864
	24 60	2	T	PUT2460RE	1,586	1,586	1,682	2,130	2,532	2,270	2,724	3,172
	24 72	2	T	PUT2472RE	1,679	1,679	1,790	2,285	2,745	2,448	2,966	3,571
	24 84	2	T	PUT2484RE	2,024	2,024	2,127	2,415	3,192	2,595	3,471	3,863
	24 96	2	T	PUT2496RE	2,116	2,116	2,231	2,545	3,386	2,739	3,686	4,155
	30 36	1	X	PUX3036RE	1,541	1,541	1,613	1,990	2,305	2,105	2,457	2,741
	30 42	2	T	PUT3042RE	1,617	1,617	1,700	2,159	2,514	2,291	2,690	3,150
	30 48	1	X	PUX3048RE	1,775	1,775	1,865	2,332	2,716	2,476	2,905	3,345
	30 60	2	T	PUT3060RE	1,803	1,803	1,904	2,409	2,848	2,573	3,065	3,719
	30 72	2	T	PUT3072RE	1,912	1,912	2,035	2,529	3,028	2,710	3,266	4,204
	30 84	2	T	PUT3084RE	2,281	2,281	2,386	2,681	3,457	2,878	3,749	4,496
	30 96	2	T	PUT3096RE	2,394	2,394	2,508	2,831	3,732	3,048	4,059	4,787
36 42	2	T	PUT3642RE	1,808	1,808	1,902	2,365	2,754	2,512	2,945	3,606	
36 48	2	T	PUT3648RE	1,873	1,873	1,971	2,450	2,867	2,605	3,069	3,711	
36 60	2	T	PUT3660RE	2,025	2,025	2,140	2,617	3,089	2,794	3,324	4,263	
36 72	2	T	PUT3672RE	2,156	2,156	2,279	2,822	3,354	3,021	3,623	4,822	
36 84	2	T	PUT3684RE	2,545	2,545	2,657	2,988	3,728	3,210	4,043	5,379	
36 96	2	TT	PUTT3696RE	2,879	2,879	3,011	3,357	4,209	3,600	4,556	6,130	

Continued on next page

*T-bases can be specified on 30" x 42" and 30" x 48" rectangle tables, please refer to Base Only Pricing and Top Only Pricing.
X-bases are recommended for dining applications.

How to Order

Table Model Number							Options
PUT Base Series	3672 Top Size	RA Top Shape	WWSQ Top Material Edge Profile	WMW Top Finish	N/A Edge Finish	MBM Base Finish	TWC2 Casters
A PUT3672RAWWSQWMWMBM is a Plus series 36"x 72" racetrack table with two black powder coated T-bases and a wood veneer 1.25" thick top with a 1.25" square wood edge profile.				Edge finish applies when edge material is different from top material.		The code: TWC2 specifies 2" twin wheel locking casters.	

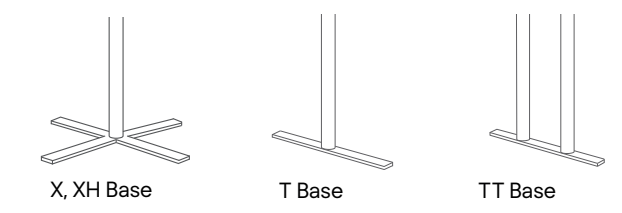
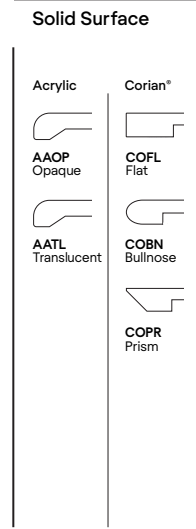
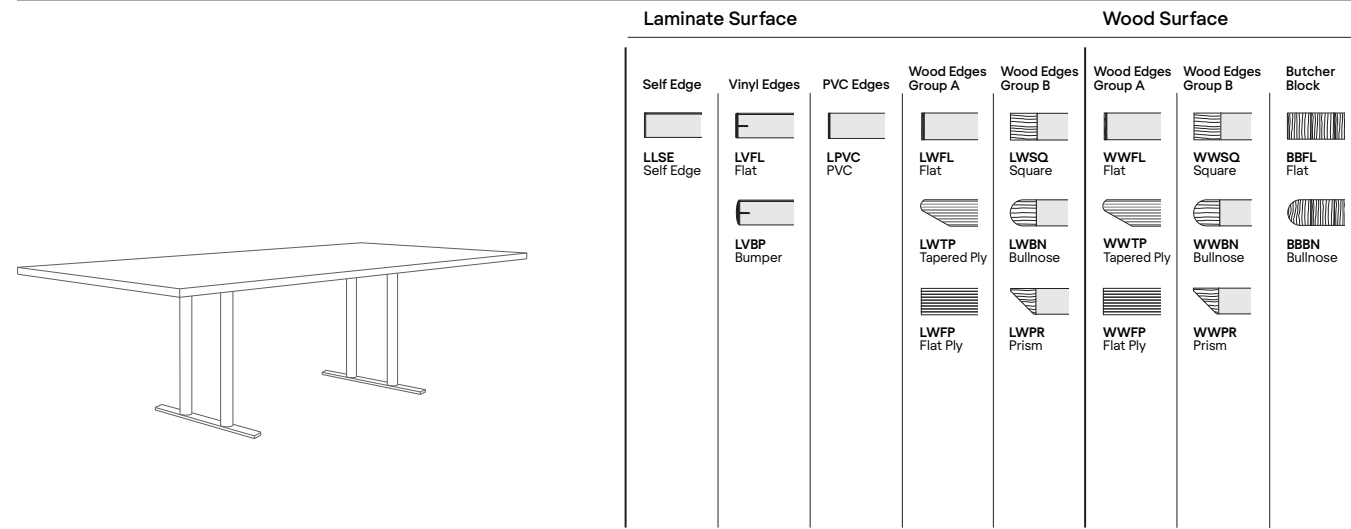
-	-
-	-
-	-
-	-
-	-
-	-
2,571	2,145
3,141	2,442
3,341	2,619
3,636	2,800
-	3,101
-	3,480
-	-
-	-
3,490	2,702
3,896	2,940
4,393	3,282
5,135	3,638
6,317	4,093
-	-
-	-
-	3,662
5,051	4,183
6,434	4,219
7,361	4,740
9,296	-
10,033	-

Options

Base Finishes		
Custom Powder Coat (set-up charge)	CPC	413
Polished or Satin Chrome (per X base)	use finish code	207
Polished or Satin Chrome (T & TT base, per column)	use finish code	715
Premium Plated (per X base)	use finish code	385
Premium Plated (T & TT base, per column)	use finish code	1,650
Stainless Steel (per base)	use finish code	
Base Options		
Counter, Bar, & Alternate Height (per column)	CH, BH, AH	76
Super Level Glides (per base)	GSL	40
Locking Casters 2" Twin Wheel (qty. 4)	TWC2	65
Tilt-top - (standard cable release)	TMX/TMT	312 X-base/ 483 T-base
Folding	FM	312 T-base
Top Materials and Finishes		
Any non-standard WCI Laminates (set-up charge)	use manufacturers finish code	165
Premium Laminates	PL	476
Custom Wood Veneer	CWV	476
Stain to Match (set-up charge)	STM	
Top Options		
3" Radius Corner (per corner)	CRL3	40
(laminates self edge, Ultrafoam, Corian®, 3form® Chroma®)		
3" Wood Radius Corner (per corner)	CRW3	95
(not available in LWFL and WWFL)		
Custom Radius Corner	CRC	95
Custom Size	CS	476
Custom Shape	CSH	476
Custom Edge Thickness	CET	476
Ganging Clips (1 set includes 2 male and 2 female clips)	GC	171
Grommets		
2" Round Metal Grommet - Matte Black	GMBM	160
2" Round Metal Grommet - Satin Chrome	GMSC	160
2" Round Metal Grommet - Polished Chrome	GMPC	160
2" Round Plastic Grommet - Matte Black	GPMBM	51
Grommet location	use location code	n/c
Power, Data, & Wire Management		
Wire management		Pages 234-235
Power & data		Pages 236-237

Call for pricing

844.815.2217



Complete Table List Pricing

	Top Size	Base Qty.	Base Style	Model #									
Rectangle	42	72	2	TT	PUTT4272RE	2,493	2,493	2,596	3,127	3,757	3,240	3,904	-
	42	84	2	TT	PUTT4284RE	2,900	2,900	3,011	3,307	4,117	3,684	4,615	-
	42	96	2	TT	PUTT4296RE	3,049	3,049	3,171	3,501	4,477	3,909	4,684	-
	48	96	2	TT	PUTT4896RE	3,336	3,336	3,456	3,907	4,949	4,499	5,276	-
	48	120	2	TT	PUTT48120RE	3,675	3,675	3,829	4,292	5,310	4,985	5,762	-

Options

Base Finishes		
Custom Powder Coat (set-up charge)	CPC	413
Polished or Satin Chrome (per X base)	use finish code	207
Polished or Satin Chrome (T & TT base, per column)	use finish code	715
Premium Plated (per X base)	use finish code	385
Premium Plated (T & TT base, per column)	use finish code	1,650
Stainless Steel (per base)	use finish code	

Base Options		
Counter, Bar, & Alternate Height (per column)	CH, BH, AH	76
Super Level Glides (per base)	GSL	40
Locking Casters 2" Twin Wheel (qty. 4)	TWC2	65
Tilt-top - (standard cable release)	TMX/TMT	312 X-base/ 483 T-base
Folding	FM	312 T-base

Top Materials and Finishes		
Any non-standard WCI Laminates (set-up charge)	use manufacturers finish code	165
Premium Laminates	PL	476
Custom Wood Veneer	CWV	476
Stain to Match (set-up charge)	STM	476

Top Options		
3" Radius Corner (per corner)	CRL3	40
(laminite self edge, Ultrafoam, Corian®, 3form® Chroma®)		
3" Wood Radius Corner (per corner)	CRW3	95
(not available in LWFL and WWFL)		
Custom Radius Corner	CRC	95
Custom Size	CS	476
Custom Shape	CSH	476
Custom Edge Thickness	CET	476
Ganging Clips (1 set includes 2 male and 2 female clips)	GC	171

Grommets		
2" Round Metal Grommet - Matte Black	GMBM	160
2" Round Metal Grommet - Satin Chrome	GMSC	160
2" Round Metal Grommet - Polished Chrome	GMPC	160
2" Round Plastic Grommet - Matte Black	GPMBM	51
Grommet location	use location code	n/c

Power, Data, & Wire Management	
Wire management	Pages 234-235
Power & data	Pages 236-237

Call for pricing

844.815.2217

How to Order

Table Model Number						Options		
PUT	3672	RE	WWSQ	WMW	N/A	MBM	GMBM	E
Base Series	Top Size	Top Shape	Top Material Edge Profile	Top Finish	Edge Finish	Base Finish	Matte Black Grommet	Location "E"
A PUT3672REWWSQWMWMBM is a Plus series 36" x 72" rectangle table with two black powder coated T-bases and a wood veneer 1.25" thick top with a 1.25" square wood edge profile.						Edge finish applies when edge material is different from top material.		The code: GMBM specifies a matte black 2" diameter metal grommet.
								The code: E specifies the location of the grommet.