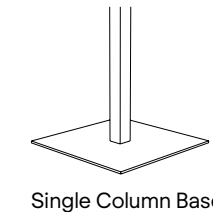
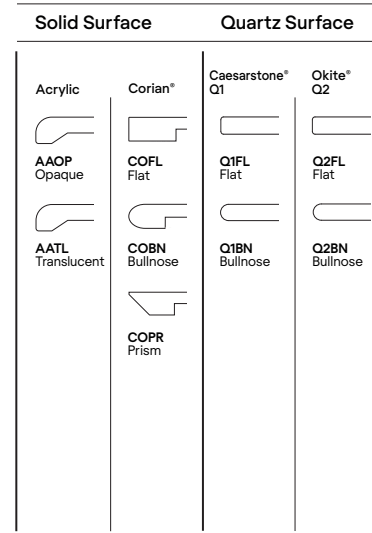
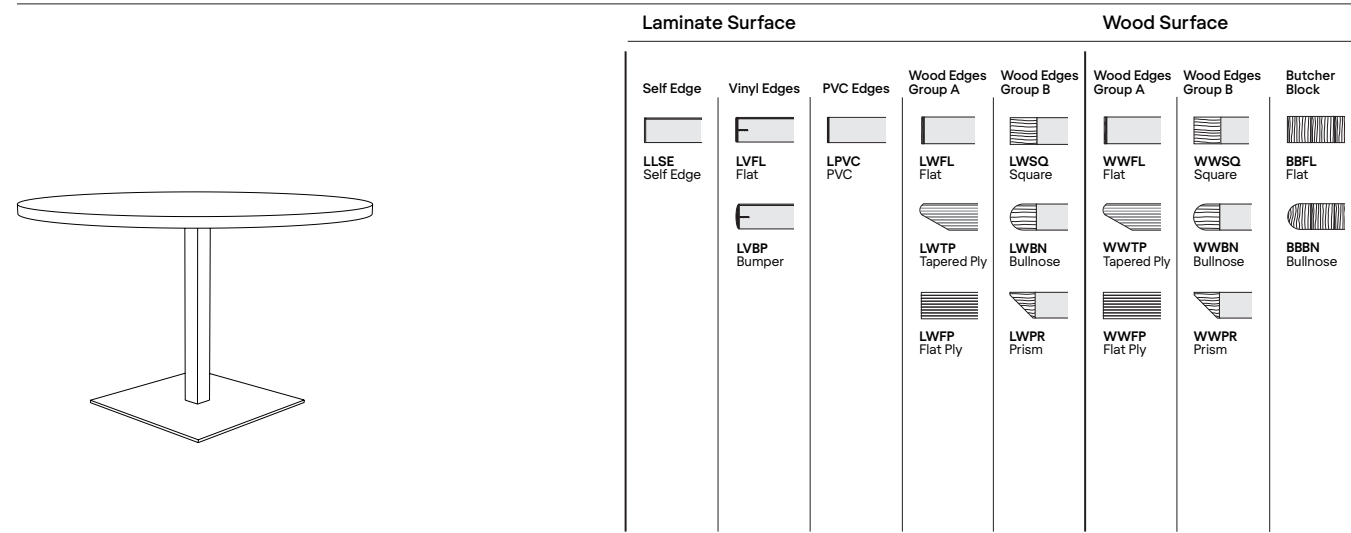




PLATFORM

2023

**WEST
COAST
INDUSTRIES**



Complete Table List Pricing

	Top Size	Base Qty.	Model #								
Round	30	1	PL30RD	1,173	1,173	1,271	1,587	1,874	1,697	2,014	2,049
	36	1	PL36RD	1,585	1,585	1,701	2,075	2,407	2,115	2,574	2,824
	48	1	PL48RD	2,133	2,133	2,277	2,702	3,174	2,879	3,410	4,320
	54	1	PL54RD	2,310	2,310	2,477	3,046	4,021	3,266	4,360	-
	60	1	PL60RD	2,591	2,591	2,771	3,236	4,150	3,809	4,510	-
RD Square	24 24	1	PL2424RS	1,077	1,077	1,165	1,407	1,676	1,423	1,791	1,769
	30 30	1	PL3030RS	1,173	1,173	1,279	1,587	1,874	1,697	2,014	2,197
	36 36	1	PL3636RS	1,585	1,585	1,693	2,057	2,407	2,115	2,574	3,011
	42 42	1	PL4242RS	1,726	1,726	1,848	2,258	2,670	2,407	2,869	3,953
	48 48	1	PL4848RS	2,135	2,135	2,277	2,703	3,174	2,880	3,411	4,664
Square	24 24	1	PL2424SQ	1,077	1,077	1,165	1,407	1,676	1,423	1,791	1,769
	30 30	1	PL3030SQ	1,173	1,173	1,279	1,587	1,874	1,697	2,014	2,197
	36 36	1	PL3636SQ	1,585	1,585	1,693	2,057	2,407	2,115	2,574	3,011
	42 42	1	PL4242SQ	1,726	1,726	1,848	2,258	2,670	2,407	2,869	3,953
	48 48	1	PL4848SQ	2,135	2,135	2,277	2,703	3,174	2,880	3,411	4,664
Rectangle	24 30	1	PL2430RE	1,123	1,123	1,198	1,505	1,801	1,632	1,928	1,955
	24 36	1	PL2436RE	1,454	1,454	1,538	1,890	2,178	1,995	2,320	2,454
	24 42	1	PL2442RE	1,506	1,506	1,579	1,956	2,274	2,067	2,424	2,761
	24 48	1	PL2448RE	1,563	1,563	1,652	2,070	2,424	2,198	2,592	2,849
	24 60	2	PL2460RE	2,151	2,151	2,246	2,694	3,097	2,835	3,288	3,737
	24 72	2	PL2472RE	2,242	2,242	2,354	2,849	3,309	3,012	3,530	4,135
	24 84	2	PL2484RE	2,588	2,588	2,692	2,979	3,757	3,159	4,035	4,428
	24 96	2	PL2496RE	2,680	2,680	2,795	3,110	3,949	3,303	4,250	4,719

Continued on next page

2,778	2,345	-	-
3,797	3,185	-	-
6,417	4,737	-	-
8,172	5,508	-	-
10,106	6,384	-	-
-	-	-	-
-	-	-	-
-	-	-	-
-	-	-	-
2,049	1,778	2,649	4,494
2,783	2,177	4,028	6,261
3,807	2,996	5,292	7,963
4,846	3,583	6,952	9,731
6,434	4,491	-	-
2,388	1,961	2,629	5,023
3,125	2,427	3,179	5,840
3,325	2,604	3,551	6,193
3,620	2,784	-	-
-	3,665	-	-
-	4,045	-	-
-	-	-	-
-	-	-	-

Options

Base Finishes		
Custom Powder Coat (set-up charge)	CPC	660
Polished or Satin Chrome (per base)	use finish code	1,430
Premium Plated (per base)	use finish code	1,650
Stainless Steel (per base)	use finish code	1,650
Base Options		
Counter, Bar, & Alternate Height (per column)	CH, BH, AH	76
Nylon Octagon Glides (per base)	GNO	40
Custom Top Plate Size	CTPS	224
6" Column (black texture and powder coat)	COL6	286
6" Column (polished or satin chrome)	COLP6	446
6" Column (premium plated)	COLPP6	446
6" Column (veneer)	COLV6	446
Base sizes may vary with quartz tops		
Top Materials and Finishes		
Any non-standard WCI Laminates (set-up charge)	use manufacturers finish code	165
Premium Laminates	PL	476
Custom Wood Veneer	CWV	476
Stain to Match (set-up charge)	STM	476
Top Options		
3" Radius Corner (per corner)	CRL3	40
(laminates self edge, Ultrafoam, Corian®, 3form® Chroma®)		
3" Wood Radius Corner (per corner)	CRW3	95
(not available in LWFL and WWFL)		
Custom Size	CS	95
Custom Radius Corner	CRC	95
Custom Shape	CSH	95
Custom Edge Thickness	CET	95
Grommets		
2" Round Metal Grommet - Matte Black	GMBM	160
2" Round Metal Grommet - Satin Chrome	GMSC	160
2" Round Metal Grommet - Polished Chrome	GMPC	160
2" Round Plastic Grommet - Matte Black	GPMBM	51
Grommet location	use location code	n/c

Call for pricing

844.815.2217

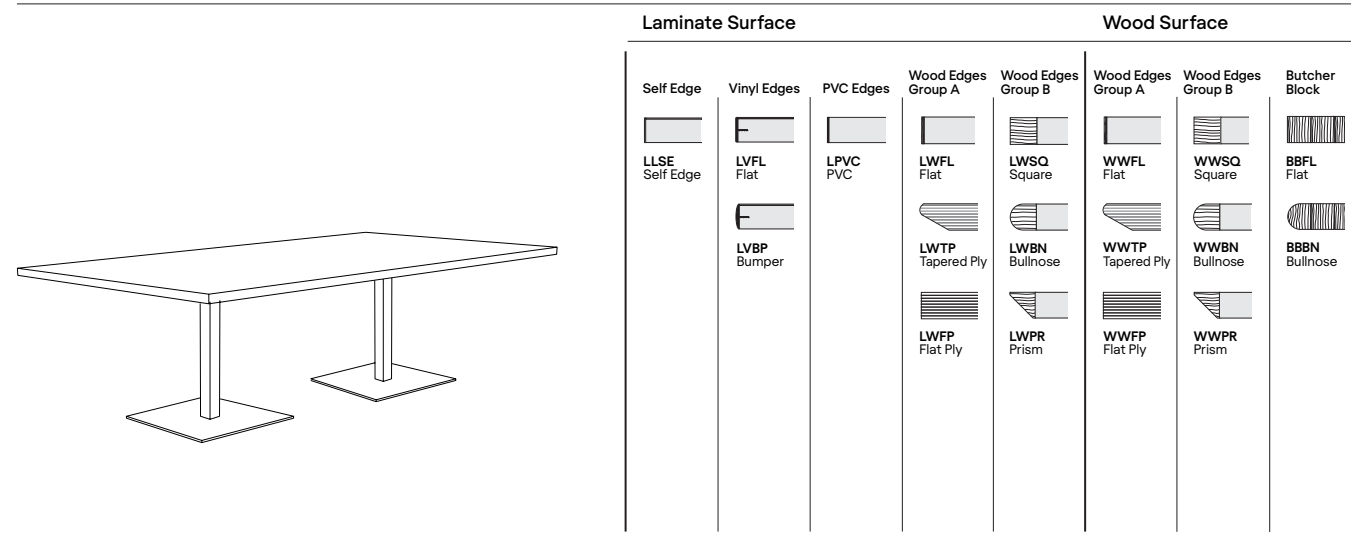
How to Order

Table Model Number						Options	
PL	36	RD	WWSQ	WMW	N/A	MBM	AH
Base Series	Top Size	Top Shape	Top Material Edge Profile	Top Finish	Edge Finish	Base Finish	Alternate Height Base

A PL36RDWWSQWMWMBM is a Platform series 36" round table with a black powder coat square base and a wood veneer 1.25" thick top with a 1.25" square wood edge profile.

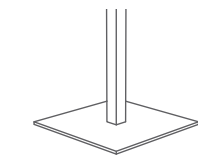
Edge finish applies when edge material is different from top material.

The code: AH specifies alternate height base.



Laminate Surface			Wood Surface				
Self Edge	Vinyl Edges	PVC Edges	Wood Edges Group A	Wood Edges Group B	Wood Edges Group A	Wood Edges Group B	Butcher Block
LLSE Self Edge	LVFL Flat	LPVC PVC	LWFL Flat	LWSQ Square	WWFL Flat	WWSQ Square	BBFL Flat
	LVBP Bumper		LWTP Tapered Ply	LWBN Bullnose	WWTP Tapered Ply	WWBN Bullnose	BBBN Bullnose
			LWFP Flat Ply	LWPR Prism	WWFP Flat Ply	WWPR Prism	

Solid Surface		Quartz Surface	
Acrylic	Corian®	Caesarstone® Q1	Okite® Q2
AAOP Opaque	COFL Flat	Q1FL Flat	Q2FL Flat
AATL Translucent	COBN Bullnose	Q1BN Bullnose	Q2BN Bullnose
	COPR Prism		



Single Column Base

Complete Table List Pricing

	Top Size		Base Qty.	Model #								
Rectangle	30	36	1	PL3036RE	1,526	1,526	1,597	1,976	2,290	2,090	2,443	2,726
	30	42	1	PL3042RE	1,583	1,583	1,665	2,125	2,479	2,257	2,655	3,115
	30	48	1	PL3048RE	1,863	1,863	1,953	2,420	2,804	2,565	2,994	3,433
	30	60	2	PL3060RE	2,258	2,258	2,360	2,864	3,303	3,028	3,520	4,175
	30	72	2	PL3072RE	2,367	2,367	2,490	2,984	3,484	3,166	3,721	4,660
	30	84	2	PL3084RE	2,737	2,737	2,841	3,136	3,913	3,333	4,204	4,951
	30	96	2	PL3096RE	2,849	2,849	2,963	3,287	4,188	3,504	4,514	5,243
	36	42	1	PL3642RE	1,658	1,658	1,751	2,214	2,604	2,362	2,794	3,456
	36	48	1	PL3648RE	1,946	1,946	2,044	2,522	2,939	2,676	3,142	3,783
	36	60	2	PL3660RE	2,936	2,936	3,050	3,528	4,000	3,705	4,235	5,173
	36	72	2	PL3672RE	3,067	3,067	3,190	3,732	4,265	3,931	4,534	5,733
	36	84	2	PL3684RE	3,456	3,456	3,567	3,898	4,639	4,121	4,953	6,290
36	96	2	PL3696RE	3,587	3,587	3,719	4,066	4,917	4,309	5,265	6,839	
42	72	2	PL4272RE	3,647	3,647	3,750	4,281	4,910	4,392	5,058	-	
42	84	2	PL4284RE	4,052	4,052	4,165	4,461	5,271	4,838	5,768	-	
42	96	2	PL4296RE	4,203	4,203	4,325	4,655	5,631	5,063	5,838	-	
48	96	2	PL4896RE	4,379	4,379	4,499	4,950	5,991	5,542	6,318	-	
48	120	2	PL48120RE	4,717	4,717	4,872	5,335	6,353	6,028	6,805	-	

3,476	2,686	3,853	6,724
3,862	2,906	4,099	6,901
4,481	3,370	-	-
5,590	4,093	-	-
6,773	4,549	-	-
-	-	-	-
-	-	-	-
-	3,511	4,791	8,069
5,124	4,255	-	-
7,345	5,129	-	-
8,272	5,651	-	-
10,207	-	-	-
10,742	-	-	-
-	-	-	-
-	-	-	-
-	-	-	-
-	-	-	-

Options

Base Finishes		
Custom Powder Coat (set-up charge)	CPC	660
Polished or Satin Chrome (per base)	use finish code	1,430
Premium Plated (per base)	use finish code	1,650
Stainless Steel (per base)	use finish code	1,650

Base Options		
Counter, Bar, & Alternate Height (per column)	CH, BH, AH	76
Nylon Octagon Glides (per base)	GNO	40
Custom Top Plate Size	CTPS	224
6" Column (black texture and powder coat)	COL6	286
6" Column (polished or satin chrome)	COLP6	446
6" Column (premium plated)	COLPP6	446
6" Column (veneer)	COLV6	446
Base sizes may vary with quartz tops		

Top Materials and Finishes		
Any non-standard WCI Laminates (set-up charge)	use manufacturers finish code	165
Premium Laminates	PL	476
Custom Wood Veneer	CWV	476
Stain to Match (set-up charge)	STM	476

Top Options		
3" Radius Corner (per corner)	CRL3	40
(laminate self edge, Ultrafoam, Corian®, 3form® Chroma®)		
3" Wood Radius Corner (per corner)	CRW3	95
(not available in LWFL and WWFL)		
Custom Size	CS	95
Custom Radius Corner	CRC	95
Custom Shape	CSH	95
Custom Edge Thickness	CET	95

Grommets		
2" Round Metal Grommet - Matte Black	GMBM	160
2" Round Metal Grommet - Satin Chrome	GMSC	160
2" Round Metal Grommet - Polished Chrome	GMPC	160
2" Round Plastic Grommet - Matte Black	GPMBM	51
Grommet location	use location code	n/c

Call for pricing

844.815.2217

How to Order

Table Model Number						Options		
PL	3636	SQ	WWSQ	WMW	N/A	MBM	GMBM	E
Base Series	Top Size	Top Shape	Top Material	Top Finish	Edge Finish	Base Finish	Matte Black Grommet	Location "E"
A PL3636SQWWSQWMWMBM is a Platform series 36" x 36" square table with a black powder coat square base and a wood veneer 1.25" thick top with a 1.25" square wood edge profile.					Edge finish applies when edge material is different from top material.		The code: GMBM specifies a matte black 2" diameter metal grommet.	
							The code: E specifies the location of the grommet.	