

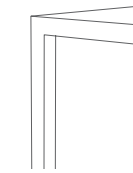


Complete Table List Pricing

	Top Size		Table Height	Model #	\$	
Square 	24	24	29"	PA2424SQ	1,619	2,234
	30	30	29"	PA3030SQ	1,770	2,439
	36	36	29"	PA3636SQ	2,006	2,729
	42	42	29"	PA4242SQ	2,222	3,046
	48	48	29"	PA4848SQ	2,449	3,488
Rectangle 	24	30	29"	PA2430RE	1,659	2,306
	24	36	29"	PA2436RE	1,739	2,404
	24	42	29"	PA2442RE	1,820	2,501
	24	48	29"	PA2448RE	1,880	2,556
	24	60	29"	PA2460RE	2,098	2,882
	24	72	29"	PA2472RE	2,272	3,093
	30	36	29"	PA3036RE	1,834	2,519
	30	42	29"	PA3042RE	1,919	2,668
	30	48	29"	PA3048RE	2,065	2,843
	30	60	29"	PA3060RE	2,249	3,078
	30	72	29"	PA3072RE	2,453	3,410
	36	42	29"	PA3642RE	2,054	2,840
	36	48	29"	PA3648RE	2,190	3,051
	36	60	29"	PA3660RE	2,415	3,371
	36	72	29"	PA3672RE	2,638	3,663



Options

Base Options		
Counter Height	CH	①
Bar Height	BH	①
Alternate Table Height - Below 29" (per table)	PAH1	\$315
Alternate Table Height - Above 29"-42" (per table)	PAH2	\$945
Top Materials and Finishes		
Any non-standard WCI Laminates (set-up charge)	use manufacturers finish code	\$150
Premium Laminates	PL	①
Custom Wood Veneer	CWV	①
Special Pattern Veneer	SPV	①
Stain to Match (set-up charge)	STM	\$433
Top Options		
Custom Size	CS	①
Custom Shape	CSH	①

How to Order

Table Model Number					Options
PA Base Series	3636 Top Size	SQ Top Shape	VEN Material	WNW Top, edge and leg finish	PAH1 Alternate Height Base - Below 29"
A PA3636SQVENWNW is a Parsons series 36" x 36" square table with wood veneer top, edge and legs.				The code: WNW specifies a natural walnut top.	The code: PAH1 specifies alternate height base below 29".