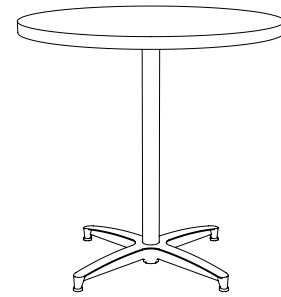




# MARK IV

2023

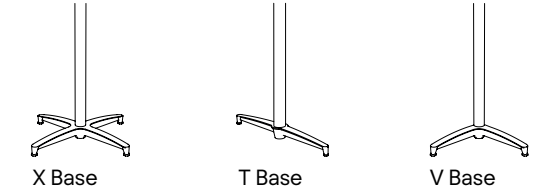
**WEST  
COAST  
INDUSTRIES**



Laminate Surface			Wood Surface				
Self Edge	Vinyl Edges	PVC Edges	Wood Edges Group A	Wood Edges Group B	Wood Edges Group A	Wood Edges Group B	Butcher Block
LLSE Self Edge	LVFL Flat	LPVC PVC	LWFL Flat	LWSQ Square	WWFL Flat	WWSQ Square	BBFL Flat
	LVBP Bumper		LWTP Tapered Ply	LWBN Bullnose	WWTP Tapered Ply	WWBN Bullnose	BBBN Bullnose
			LWFP Flat Ply	LWPR Prism	WWFP Flat Ply	WWPR Prism	

Solid Surface

Acrylic	Corian®
AAOP Opaque	COFL Flat
AATL Translucent	COBN Bullnose
	COPR Prism



Complete Table List Pricing

	Top Size	Base Qty.	Base Style	Model #									
Round	30	1	X	MAX30RD	1,003	1,003	1,101	1,418	1,705	1,528	1,845	1,880	
	36	1	X	MAX36RD	1,308	1,308	1,423	1,797	2,131	1,838	2,297	2,547	
	42	1	X	MAX42RD	1,469	1,469	1,597	1,981	2,393	2,131	2,592	3,383	
	48	1	X	MAX48RD	1,811	1,811	1,955	2,379	2,851	2,556	3,088	3,997	
	54	1	X	MAX54RD	1,988	1,988	2,154	2,724	3,697	2,944	4,038	-	
	60	1	X	MAX60RD	2,268	2,268	2,448	2,913	3,828	3,486	4,188	-	
Oval	36	72	2	V	MAV3672OV	2,134	2,134	2,215	2,547	2,901	2,822	3,166	-
	42	54	2	T	MAT4254OV	2,257	2,257	2,301	2,627	3,146	2,866	3,243	-
	42	78	2	T	MAT4278OV	2,721	2,721	2,789	3,095	3,445	3,322	3,715	-
	42	84	2	T	MAT4284OV	2,811	2,811	2,897	3,175	3,574	3,407	3,859	-
	48	78	2	T	MAT4878OV	2,866	2,866	2,958	3,226	3,622	3,469	3,915	-
	48	96	2	T	MAT4896OV	3,146	3,146	3,236	3,463	3,895	4,039	4,543	-
RD Square	24	24	1	X	MAX2424RS	908	908	996	1,238	1,507	1,253	1,621	1,599
	30	30	1	X	MAX3030RS	1,002	1,002	1,110	1,418	1,705	1,528	1,845	2,027
	36	36	1	X	MAX3636RS	1,309	1,309	1,416	1,780	2,131	1,838	2,298	2,734
	42	42	1	X	MAX4242RS	1,626	1,626	1,748	2,158	2,570	2,308	2,769	3,853
	48	48	1	X	MAX4848RS	1,813	1,813	1,955	2,379	2,851	2,556	3,088	4,342
Square	24	24	1	X	MAX2424SQ	908	908	996	1,238	1,507	1,253	1,621	1,599
	30	30	1	X	MAX3030SQ	1,002	1,002	1,110	1,418	1,705	1,528	1,845	2,027
	36	36	1	X	MAX3636SQ	1,309	1,309	1,416	1,780	2,131	1,838	2,298	2,734
	42	42	1	X	MAX4242SQ	1,626	1,626	1,748	2,158	2,570	2,308	2,769	3,853
	48	48	1	X	MAX4848SQ	1,813	1,813	1,955	2,379	2,851	2,556	3,088	4,342

Continued on next page

2,608	2,176
3,520	2,907
4,554	3,531
6,095	4,413
9,783	6,062
-	-
6,771	-
8,979	-
-	-
-	-
-	-
1,880	1,607
2,614	2,008
3,530	2,719
4,745	3,484
6,112	4,169

Options

<b>Base Finishes</b>		
Custom Powder Coat (set-up charge)	CPC	176
Polished or Satin Aluminum (per X base)	use finish code	87
Polished or Satin Aluminum (per T, V base)	use finish code	87
<b>Base Options</b>		
Counter, Bar, & Alternate Height (per column)	CH, BH, AH	76
Super Level Glides (per base)	GSL	40
Locking Casters 2" Twin Wheel (qty. 4)	TWC2	65
Tilt-top - (standard cable release)	TMX/TMT	312 X-base/ 483 T-base
<b>Top Materials and Finishes</b>		
Any non-standard WCI Laminates (set-up charge)	use manufacturers finish code	165
Premium Laminates	PL	176
Custom Wood Veneer	CWV	176
Stain to Match (set-up charge)	STM	476
<b>Top Options</b>		
3" Radius Corner (per corner)	CRL3	40
(laminate self edge, Ultrafoam, Corian®, 3form® Chroma®)		
3" Wood Radius Corner (per corner)	CRW3	95
(not available in LWFL and WWFL)		
Custom Radius Corner	CRC	95
Custom Size	CS	176
Custom Shape	CSH	176
Custom Edge Thickness	CET	176
Ganging Clips (1 set includes 2 male and 2 female clips)	GC	171
<b>Grommets</b>		
2" Round Metal Grommet - Matte Black	GMBM	160
2" Round Metal Grommet - Satin Chrome	GMSC	160
2" Round Metal Grommet - Polished Chrome	GMPC	160
2" Round Plastic Grommet - Matte Black	GPMBM	51
Grommet location	use location code	n/c

Call for pricing

844.815.2217

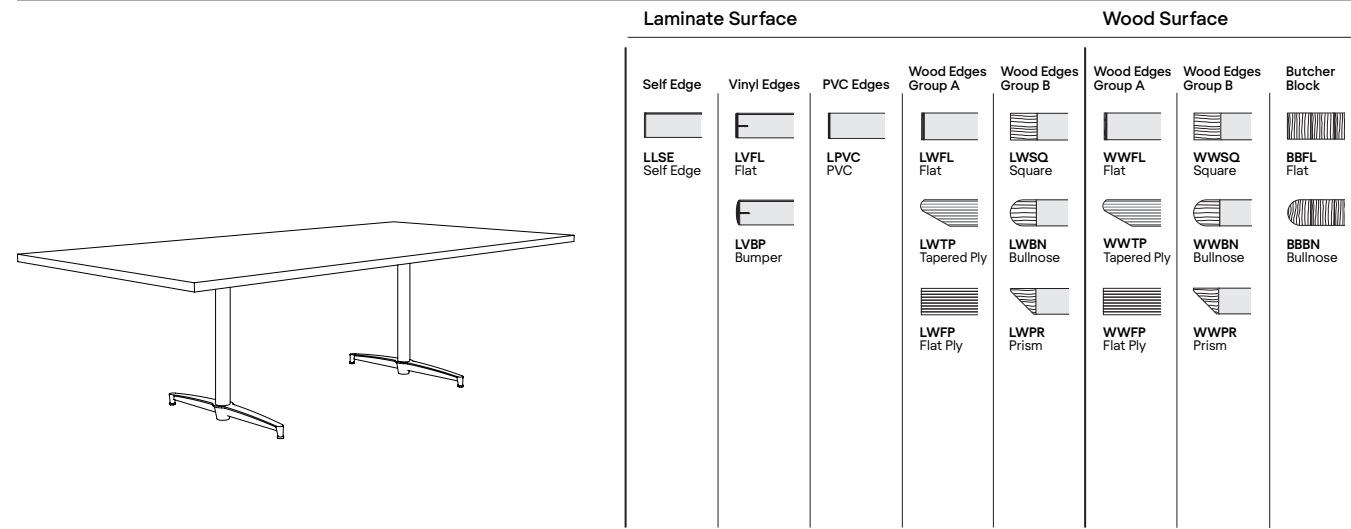
How to Order

Table Model Number							Options
MAX	36	RD	WWSQ	WMW	N/A	MBM	AH
Base Series	Top Size	Top Shape	Top Material Edge Profile	Top Finish	Edge Finish	Base Finish	Alternate Height Base

A MAX36RDWWSQWMWMBM is a Mark IV series 36" round table with a black powder coat X-base and a wood veneer 1.25" thick top with a 1.25" square wood edge profile.

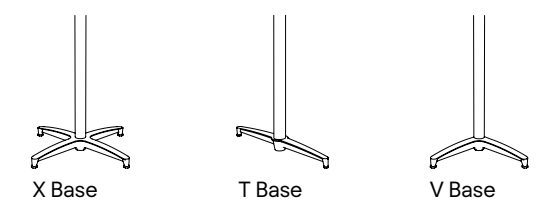
Edge finish applies when edge material is different from top material.

The code: AH specifies alternate height base.



Laminate Surface			Wood Surface				
Self Edge	Vinyl Edges	PVC Edges	Wood Edges Group A	Wood Edges Group B	Wood Edges Group A	Wood Edges Group B	Butcher Block
LLSE Self Edge	LVFL Flat	LPVC PVC	LWFL Flat	LWSQ Square	WWFL Flat	WWSQ Square	BBFL Flat
	LVBP Bumper		LWTP Tapered Ply	LWBN Bullnose	WWTP Tapered Ply	WWBN Bullnose	BBBN Bullnose
			LWFP Flat Ply	LWPR Prism	WWFP Flat Ply	WWPR Prism	

Solid Surface	
Acrylic	Corian®
AAOP Opaque	COFL Flat
AATL Translucent	COBN Bullnose
	COPR Prism



Complete Table List Pricing

	Top Size	Base Qty.	Base Style	Model #								
Rectangle	18 48	2	T	MAT1848RE	1,363	1,363	1,443	1,630	2,027	1,736	2,072	2,208
	18 60	2	T	MAT1860RE	1,441	1,441	1,537	1,758	2,208	1,860	2,299	2,314
	18 72	2	T	MAT1872RE	1,516	1,516	1,620	1,893	2,387	2,000	2,525	2,496
	18 84	2	T	MAT1884RE	1,758	1,758	1,840	2,122	2,613	2,273	2,820	2,749
	18 96	2	T	MAT1896RE	1,893	1,893	1,967	2,214	2,792	2,372	2,987	2,928
	24 30	1	X	MAX2430RE	953	953	1,029	1,335	1,631	1,463	1,759	1,784
	24 36	1	X	MAX2436RE	1,177	1,177	1,261	1,613	1,901	1,718	2,043	2,177
	24 42	1	X	MAX2442RE	1,229	1,229	1,301	1,679	1,998	1,790	2,147	2,485
	24 48	2	T	MAT2448RE	1,448	1,448	1,537	1,955	2,309	2,082	2,476	2,735
	24 60	2	T	MAT2460RE	1,546	1,546	1,642	2,090	2,492	2,230	2,683	3,133
	24 72	2	T	MAT2472RE	1,638	1,638	1,749	2,244	2,705	2,407	2,926	3,531
	24 84	2	T	MAT2484RE	1,983	1,983	2,087	2,375	3,153	2,554	3,430	3,823
24 96	2	T	MAT2496RE	2,076	2,076	2,190	2,505	3,345	2,698	3,645	4,114	
30 36	1	X	MAX3036RE	1,249	1,249	1,320	1,698	2,013	1,813	2,166	2,449	
30 42	2	T	MAT3042RE	1,467	1,467	1,550	2,010	2,364	2,142	2,540	3,001	
30 48	2	T	MAT3048RE	1,526	1,526	1,615	2,082	2,466	2,228	2,657	3,095	
30 60	2	V	MAV3060RE	1,848	1,848	1,950	2,454	2,894	2,619	3,111	3,765	
30 72	2	V	MAV3072RE	1,957	1,957	2,080	2,575	3,073	2,757	3,312	4,249	
30 84	2	V	MAV3084RE	2,327	2,327	2,432	2,727	3,502	2,924	3,795	4,542	
30 96	2	V	MAV3096RE	2,439	2,439	2,553	2,877	3,777	3,093	4,105	4,833	
36 42	1	X	MAX3642RE	1,558	1,558	1,651	2,114	2,505	2,262	2,694	3,356	
36 48	1	X	MAX3648RE	1,623	1,623	1,720	2,200	2,616	2,354	2,819	3,461	
36 60	2	V	MAV3660RE	1,955	1,955	2,069	2,547	3,018	2,724	3,254	4,191	
36 72	2	V	MAV3672RE	2,085	2,085	2,208	2,750	3,284	2,950	3,552	4,751	
36 84	2	V	MAV3684RE	2,474	2,474	2,586	2,916	3,658	3,138	3,972	5,308	
36 96	2	V	MAV3696RE	2,606	2,606	2,738	3,083	3,935	3,328	4,283	5,858	

Continued on next page

-	-
-	-
-	-
-	-
-	-
2,219	1,792
2,849	2,151
3,048	2,328
3,505	2,669
-	3,060
-	3,440
-	-
-	-
3,199	2,409
3,748	2,791
4,144	3,033
5,180	3,683
6,364	4,139
-	-
-	-
-	3,411
4,800	3,933
6,364	4,147
7,290	4,668
9,226	-
9,759	-

Options

Base Finishes			
Custom Powder Coat (set-up charge)	CPC		176
Polished or Satin Aluminum (per X base)	use finish code		87
Polished or Satin Aluminum (per T, V base)	use finish code		87
Base Options			
Counter, Bar, & Alternate Height (per column)	CH, BH, AH		76
Super Level Glides (per base)	GSL		40
Locking Casters 2" Twin Wheel (qty. 4)	TWC2		65
Tilt-top - (standard cable release)	TMX/TMT	312 X-base/ 483 T-base	
Top Materials and Finishes			
Any non-standard WCI Laminates (set-up charge)	use manufacturers finish code		165
Premium Laminates	PL		176
Custom Wood Veneer	CWV		176
Stain to Match (set-up charge)	STM		476
Top Options			
3" Radius Corner (per corner)	CRL3		40
(laminate self edge, Ultrafoam, Corian®, 3form® Chroma®)			
3" Wood Radius Corner (per corner)	CRW3		95
(not available in LWFL and WWFL)			
Custom Radius Corner	CRC		95
Custom Size	CS		176
Custom Shape	CSH		176
Custom Edge Thickness	CET		176
Ganging Clips (1 set includes 2 male and 2 female clips)	GC		171
Grommets			
2" Round Metal Grommet - Matte Black	GMBM		160
2" Round Metal Grommet - Satin Chrome	GMSC		160
2" Round Metal Grommet - Polished Chrome	GMPC		160
2" Round Plastic Grommet - Matte Black	GPMBM		51
Grommet location	use location code		n/c

Call for pricing

844.815.2217

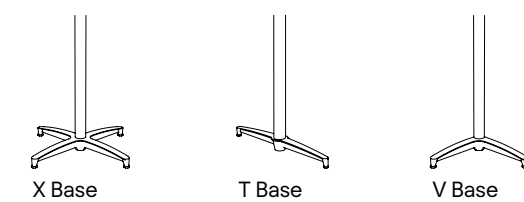
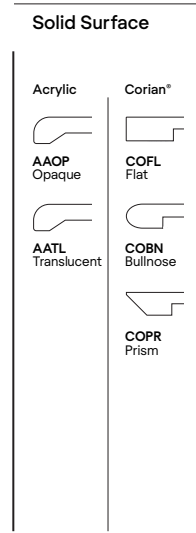
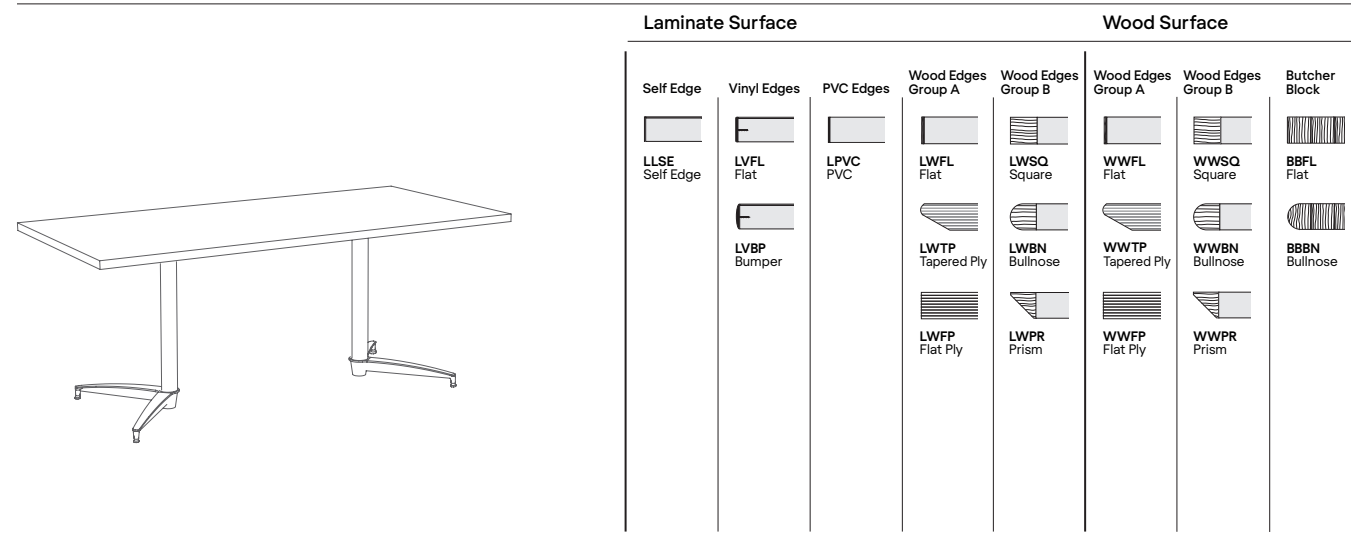
How to Order

Table Model Number						Options	
MAT	2448	RE	WWSQ	WMW	N/A	MBM	TWC2
Base Series	Top Size	Top Shape	Top Material Edge Profile	Top Finish	Edge Finish	Base Finish	Casters

A MAT2448REWWSQWMWMBM is a Mark IV series 24" x 48" rectangle table with two black powder coat T-bases and a wood veneer 1.25" thick top with a 1.25" square wood edge profile.

Edge finish applies when edge material is different from top material.

The code: TWC2 specifies 2" twin wheel locking casters.



Complete Table List Pricing

	Top Size	Base Qty.	Base Style	Model #								
Rectangle	42 72	2	T	MAT4272RE	2,378	2,378	2,482	3,013	3,642	3,125	3,790	-
	42 84	2	T	MAT4284RE	2,785	2,785	2,897	3,193	4,004	3,571	4,501	-
	42 96	2	T	MAT4296RE	2,936	2,936	3,057	3,387	4,364	3,795	4,571	-
	48 96	2	T	MAT4896RE	3,111	3,111	3,232	3,682	4,723	4,275	5,051	-

Options

<b>Base Finishes</b>		
Custom Powder Coat (set-up charge)	CPC	176
Polished or Satin Aluminum (per X base)	use finish code	176
Polished or Satin Aluminum (per T, V base)	use finish code	87
<b>Base Options</b>		
Counter, Bar, & Alternate Height (per column)	CH, BH, AH	76
Super Level Glides (per base)	GSL	40
Locking Casters 2" Twin Wheel (qty. 4)	TWC2	65
Tilt-top - (standard cable release)	TMX/TMT	312 X-base/ 483 T-base
<b>Top Materials and Finishes</b>		
Any non-standard WCI Laminates (set-up charge)	use manufacturers finish code	165
Premium Laminates	PL	165
Custom Wood Veneer	CWV	165
Stain to Match (set-up charge)	STM	476
<b>Top Options</b>		
3" Radius Corner (per corner) (laminates self edge, Ultrafoam, Corian®, 3form® Chroma®)	CRL3	40
3" Wood Radius Corner (per corner) (not available in LWFL and WWFL)	CRW3	95
Custom Radius Corner	CRC	95
Custom Size	CS	165
Custom Shape	CSH	165
Custom Edge Thickness	CET	165
Ganging Clips (1 set includes 2 male and 2 female clips)	GC	171
<b>Grommets</b>		
2" Round Metal Grommet - Matte Black	GMBM	160
2" Round Metal Grommet - Satin Chrome	GMSC	160
2" Round Metal Grommet - Polished Chrome	GMPC	160
2" Round Plastic Grommet - Matte Black	GPMBM	51
Grommet location	use location code	n/c

Call for pricing

844.815.2217

How to Order

Table Model Number							Options	
MAV	3672	RE	WWSQ	WMW	N/A	MBM	GMBM	E
Base Series	Top Size	Top Shape	Top Material Edge Profile	Top Finish	Edge Finish	Base Finish	Matte Black Grommet	Location "E"
A MAV3672REWWSQWMWMBM is a Mark IV series 36" x 72" rectangle table with two black powder coat V-bases and a wood veneer 1.25" thick top with a 1.25" square wood edge profile.					Edge finish applies when edge material is different from top material.		The code: GMBM specifies a matte black 2" diameter metal grommet.	The code: E specifies the location of the grommet.