

L-Shape

L-Shape

Plan View General Dimensions

- A width: minimum 5'-0"
- B overall depth: minimum 24"
- C seat depth: minimum 19"
- D depth: minimum 5" - 0"
- E radius: 36"

Elevated View General Dimensions

- A overall height: minimum 24"
- B inside back depth: minimum 5"
- C seat thickness: minimum 2"
- D apron height: no minimum
- E base height: no minimum
- F overall seat height: minimum 17"-30"

Inside Back Material

- upholstery
- wood veneer
- plastic laminate

End Panel Material

- upholstery
- plastic laminate
- wood veneer

Seat Material

- upholstery

Seat Apron Material

- upholstery
- plastic laminate
- wood veneer

Base Material

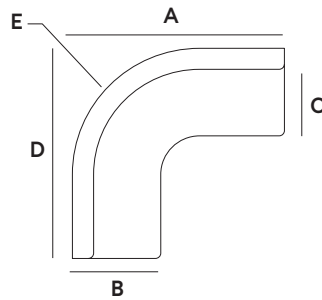
- raw wood for treatment by others
- plastic laminate
- wood veneer
- solid wood
- top-set covered rubber base
- unfinished

Outside Back Material

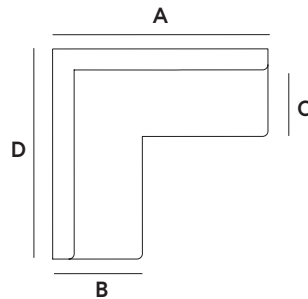
- raw plywood
- upholstery
- plastic laminate
- wood veneer
- unfinished

Custom dimensions and styles available

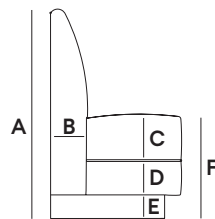
Warranty: 7 years, please see full warranty statement for details



Plan View 1



Plan View 2



Elevation View

**WEST
COAST
INDUSTRIES**