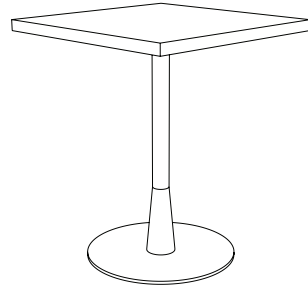




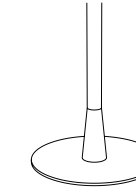
KONE
2023

**WEST
COAST
INDUSTRIES**



Laminate Surface			Wood Surface			
Self Edge	PVC Edges	Wood Edges Group A	Wood Edges Group A	Wood Edges Group B	Butcher Block	
LLSE Self Edge	LPVC PVC	LWFL Flat	WWFL Flat	WWSQ Square	BBFL Flat	
LFSE Facet Self Edge		LWTP Tapered Ply	WWTP Tapered Ply	WWBN Bullnose	BBBN Bullnose	
		LWFP Flat Ply	WWFP Flat Ply	WWPR Prism		
			WVFC Facet	WWFC Facet		

Solid Surface	Quartz	
Corian®	Caesarstone® Q1	Okite® Q2
COFL Flat	Q1FL Flat	Q2FL Flat
COBN Bullnose	Q1BN Bullnose	Q2BN Bullnose
COPR Prism		
COFC Facet		



Complete Table List Pricing

	Top Size	Base Qty.	Model #						
Round	24	1	KO24RD	1,621	1,697	1,943	1,959	2,318	2,186
	30	1	KO30RD	1,714	1,810	2,119	2,229	2,534	2,569
	36	1	KO36RD	2,091	2,203	2,567	2,607	3,056	3,299
	42	1	KO42RD	2,248	2,372	2,747	2,893	3,344	4,113
	48	1	KO48RD	2,872	3,012	3,428	3,599	4,118	5,005
Oval	36 72	2	KO3672OV	3,622	3,702	4,025	4,292	4,629	-
Square	24 24	1	KO2424SQ	1,621	1,707	1,943	1,959	2,318	2,296
	30 30	1	KO3030SQ	1,714	1,819	2,119	2,229	2,534	2,714
	36 36	1	KO3636SQ	2,091	2,197	2,552	2,607	3,056	3,480
Rectangle	24 30	1	KO2430RE	1,665	1,738	2,038	2,164	2,451	2,477
	24 36	1	KO2436RE	1,962	2,045	2,388	2,490	2,806	2,938
	24 42	1	KO2442RE	2,014	2,085	2,453	2,561	2,910	3,240
	24 48	1	KO2448RE	2,068	2,156	2,563	2,688	3,071	3,324
	24 60	2	KO2460RE	3,240	3,333	3,769	3,906	4,348	4,785
	24 72	2	KO2472RE	3,329	3,438	3,919	4,079	4,585	5,174

Continued on next page

2,435	4,315	5,606
3,650	5,256	7,546
3,650	7,103	9,093
4,258	8,433	11,249
5,412	-	-
-	-	-
2,303	3,154	4,952
2,694	4,752	6,930
3,467	5,707	8,309
2,483	3,134	5,470
2,912	3,645	6,239
3,083	4,007	6,586
3,260	-	-
4,715	-	-
5,086	-	-

Options

Base Finishes		
Custom Powder Coat (set-up charge)	CPC	660
Polished or Satin Chrome (per base)	use finish code	1,430
Premium Plated (per base)	use finish code	1,650
Stainless Steel (per base)	use finish code	1,650

Base Options		
Alternate Height Base (per column)(29.25 or lower)	AH	76
Nylon Octagon Glides (per base)	GNO	40
Custom Top Plate Size	CTPS	660
Base sizes may vary with quartz tops		

Top Materials and Finishes		
Any non-standard WCI Laminates (set-up charge)	use manufacturers finish code	165
Premium Laminates	PL	660
Custom Wood Veneer	CWV	660
Stain to Match (set-up charge)	STM	476

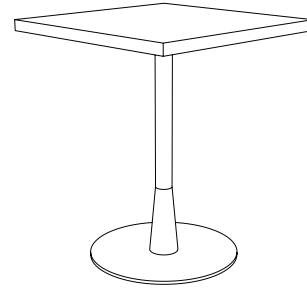
Top Options		
3" Radius Corner (per corner) (laminate self edge, Ultrafoam, Corian®, 3form® Chroma®)	CRL3	40
3" Wood Radius Corner (per corner) (not available in LWFL and WWFL)	CRW3	95
Custom Radius Corner	CRC	95
Custom Size	CS	660
Custom Shape	CSH	660
Custom Edge Thickness	CET	660

Call for pricing

844.815.2217

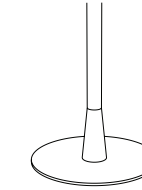
How to Order

Table Model Number							Options		
KO	36	RD	WWFC	WMW	N/A	MBM	WMW	AH	
Base Series	Top Size	Top Shape	Top Material Edge Profile	Top Finish	Edge Finish	Base Finish	Wood Column Finish	Alternate Height Base	
A KO36RDWWFCWMWMBMWMW is a Kone series 36" round table with a black powder coat round base and a wood veneer 1.25" thick top with a 1.25" facet wood edge profile.					Edge finish applies when edge material is different from top material.		The code: AH specifies alternate height base.		



Laminate Surface		Wood Surface			
Self Edge	PVC Edges	Wood Edges Group A	Wood Edges Group A	Wood Edges Group B	Butcher Block
LLSE Self Edge	LPVC PVC	LWFL Flat	WWFL Flat	WWSQ Square	BBFL Flat
LFSE Facet Self Edge		LWTP Tapered Ply	WWTP Tapered Ply	WWBN Bullnose	BBBN Bullnose
		LWFP Flat Ply	WWFP Flat Ply	WWPR Prism	
			WVFC Facet	WWFC Facet	

Solid Surface	Quartz	
Corian®	Caesarstone® Q1	Okite® Q2
COFL Flat	Q1FL Flat	Q2FL Flat
COBN Bullnose	Q1BN Bullnose	Q2BN Bullnose
COPR Prism		
COFC Facet		



Complete Table List Pricing

	Top Size		Base Qty.	Model #						
Rectangle	30	36	1	KO3036RE	2,034	2,103	2,471	2,583	2,928	3,202
	30	42	1	KO3042RE	2,088	2,169	2,619	2,746	3,135	3,583
	30	48	1	KO3048RE	2,609	2,697	3,154	3,293	3,711	4,140
	30	60	2	KO3060RE	3,345	3,444	3,935	4,094	4,575	5,213
	30	72	2	KO3072RE	3,451	3,571	4,052	4,230	4,772	5,685
	36	42	1	KO3642RE	2,160	2,253	2,705	2,849	3,269	3,915
	36	48	1	KO3648RE	2,688	2,785	3,252	3,403	3,856	4,483
	36	60	2	KO3660RE	3,952	4,065	4,530	4,704	5,221	6,134
	36	72	2	KO3672RE	4,080	4,200	4,730	4,924	5,511	6,680

3,164	4,303	7,103
3,379	4,542	7,274
4,079	-	-
5,134	-	-
5,578	-	-
3,969	5,680	8,878
4,942	-	-
6,093	-	-
6,600	-	-

Options

Base Finishes		
Custom Powder Coat (set-up charge)	CPC	165
Polished or Satin Chrome (per base)	use finish code	660
Premium Plated (per base)	use finish code	1,430
Stainless Steel (per base)	use finish code	1,650

Base Options		
Alternate Height Base (per column)(29.25 or lower)	AH	76
Nylon Octagon Glides (per base)	GNO	40
Custom Top Plate Size	CTPS	165
Base sizes may vary with quartz tops		

Top Materials and Finishes		
Any non-standard WCI Laminates (set-up charge)	use manufacturers finish code	165
Premium Laminates	PL	165
Custom Wood Veneer	CWV	165
Stain to Match (set-up charge)	STM	476

Top Options		
3" Radius Corner (per corner) (laminite self edge, Ultrafoam, Corian®, 3form® Chroma®)	CRL3	40
3" Wood Radius Corner (per corner) (not available in LWFL and WWFL)	CRW3	95
Custom Radius Corner	CRC	95
Custom Size	CS	165
Custom Shape	CSH	165
Custom Edge Thickness	CET	165

Call for pricing

844.815.2217

How to Order

Table Model Number							Options	
KO	36	RD	WWFC	WMW	N/A	MBM	WMW	AH
Base Series	Top Size	Top Shape	Top Material Edge Profile	Top Finish	Edge Finish	Base Finish	Wood Column Finish	Alternate Height Base
A KO36RDWWFCWMWMBMWMW is a Kone series 36" round table with a black powder coat round base and a wood veneer 1.25" thick top with a 1.25" facet wood edge profile.					Edge finish applies when edge material is different from top material.			The code: AH specifies alternate height base.