

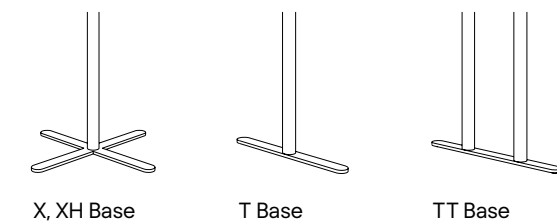


DUNHILL
2023

**WEST
COAST
INDUSTRIES**

Laminate Surface			Wood Surface				
Self Edge	Vinyl Edges	PVC Edges	Wood Edges Group A	Wood Edges Group B	Wood Edges Group A	Wood Edges Group B	Butcher Block
LLSE Self Edge	LVFL Flat	LPVC PVC	LWFL Flat	LWSQ Square	WWFL Flat	WWSQ Square	BBFL Flat
	LVBP Bumper		LWTP Tapered Ply	LWBN Bullnose	WWTP Tapered Ply	WWBN Bullnose	BBBN Bullnose
			LWFP Flat Ply	LWPR Prism	WWFP Flat Ply	WWPR Prism	

Solid Surface	
Acrylic	Corian®
AAOP Opaque	COFL Flat
AATL Translucent	COBN Bullnose
	COPR Prism



Complete Table List Pricing

	Top Size	Base Qty.	Base Style	Model #									
Round	24	1	X	DUX24RD	1,139	1,139	1,218	1,471	1,739	1,486	1,855	1,720	
	30	1	X	DUX30RD	1,356	1,356	1,453	1,771	2,058	1,881	2,198	2,233	
	36	1	X	DUX36RD	1,601	1,601	1,715	2,090	2,422	2,131	2,589	2,839	
	42	1	X	DUX42RD	1,761	1,761	1,890	2,274	2,684	2,422	2,884	3,675	
	48	1	X	DUX48RD	2,044	2,044	2,189	2,614	3,086	2,791	3,322	4,232	
	54	1	XH	DUXH54RD	2,335	2,335	2,503	3,071	4,046	3,291	4,386	-	
	60	1	XH	DUXH60RD	2,616	2,616	2,796	3,262	4,176	3,835	4,535	-	
Oval	36	72	2	T	DUT3672OV	2,206	2,206	2,286	2,617	2,971	2,892	3,236	-
	42	54	2	T	DUT4254OV	2,168	2,168	2,212	2,538	3,058	2,778	3,155	-
	42	78	2	T	DUT4278OV	2,633	2,633	2,699	3,007	3,357	3,234	3,626	-
	42	84	2	T	DUT4284OV	2,723	2,723	2,808	3,087	3,486	3,319	3,771	-
	48	78	2	TT	DUTT4878OV	2,980	2,980	3,072	3,340	3,737	3,584	4,028	-
	48	96	2	TT	DUTT4896OV	3,260	3,260	3,350	3,576	4,008	4,153	4,657	-
RD Square	24	24	1	X	DUX2424RS	1,141	1,141	1,229	1,471	1,740	1,486	1,855	1,832
	30	30	1	X	DUX3030RS	1,355	1,355	1,463	1,771	2,058	1,881	2,197	2,380
	36	36	1	X	DUX3636RS	1,601	1,601	1,708	2,072	2,422	2,131	2,589	3,026
	42	42	1	X	DUX4242RS	1,860	1,860	1,982	2,393	2,804	2,541	3,003	4,088
	48	48	1	X	DUX4848RS	2,047	2,047	2,189	2,614	3,086	2,791	3,322	4,576
Square	24	24	1	X	DUX2424SQ	1,141	1,141	1,229	1,471	1,740	1,486	1,855	1,832
	30	30	1	X	DUX3030SQ	1,355	1,355	1,463	1,771	2,058	1,881	2,197	2,380
	36	36	1	X	DUX3636SQ	1,601	1,601	1,708	2,072	2,422	2,131	2,589	3,026
	42	42	1	X	DUX4242SQ	1,860	1,860	1,982	2,393	2,804	2,541	3,003	4,088
	48	48	1	X	DUX4848SQ	2,047	2,047	2,189	2,614	3,086	2,791	3,322	4,576

Continued on next page

2,110	1,975
2,961	2,529
3,813	3,199
4,847	3,823
6,328	4,648
8,197	5,533
10,131	6,410
-	-
-	-
-	-
-	-
-	-
-	-
-	-
2,112	1,840
2,967	2,361
3,823	3,012
4,980	3,717
6,346	4,403

Options

Base Finishes		
Custom Powder Coat (set-up charge)	CPC	413
Polished or Satin Chrome (per X base)	use finish code	207
Polished or Satin Chrome (T & TT base, per column)	use finish code	715
Premium Plated (per X base)	use finish code	385
Premium Plated (T & TT base, per column)	use finish code	1,650
Stainless Steel (per base)	use finish code	
Base Options		
Counter, Bar, & Alternate Height (per column)	CH, BH, AH	76
Super Level Glides (per base)	GSL	40
Locking Casters 2" Twin Wheel (qty. 4)	TWC2	65
Tilt-top - (standard cable release)	TMX/TMT	312 X-base/ 483 T-base
Folding	FM	312 T-base
Top Materials and Finishes		
Any non-standard WCI Laminates (set-up charge)	use manufacturers finish code	165
Premium Laminates	PL	413
Custom Wood Veneer	CWV	413
Stain to Match (set-up charge)	STM	476
Top Options		
3" Radius Corner (per corner)	CRL3	40
(laminate self edge, Ultrafoam, Corian®, 3form® Chroma®)		
3" Wood Radius Corner (per corner)	CRW3	95
(not available in LWFL and WWFL)		
Custom Radius Corner	CRC	95
Custom Size	CS	413
Custom Shape	CSH	413
Custom Edge Thickness	CET	413
Ganging Clips (1 set includes 2 male and 2 female clips)	GC	171
Grommets		
2" Round Metal Grommet - Matte Black	GMBM	160
2" Round Metal Grommet - Satin Chrome	GMSC	160
2" Round Metal Grommet - Polished Chrome	GMPC	160
2" Round Plastic Grommet - Matte Black	GPMBM	51
Grommet location	use location code	n/c
Power, Data, & Wire Management		
Wire management		Pages 234-235
Power & data		Pages 236-237

Call for pricing

844.815.2217

How to Order

Table Model Number							Options
DUX	36	RD	WWSQ	WMW	N/A	MBM	AH
Base Series	Top Size	Top Shape	Top Material Edge Profile	Top Finish	Edge Finish	Base Finish	Alternate Height Base

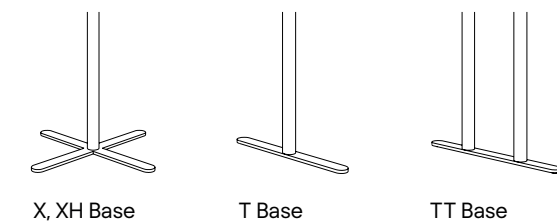
A DUX36RDWWSQWMWMBM is a Dunhill series 36" round table with a black powder coat X-base and a wood veneer 1.25" thick top with a 1.25" square wood edge profile.

Edge finish applies when edge material is different from top material.

The code: AH specifies alternate height base.

Laminate Surface			Wood Surface				
Self Edge	Vinyl Edges	PVC Edges	Wood Edges Group A	Wood Edges Group B	Wood Edges Group A	Wood Edges Group B	Butcher Block
LLSE Self Edge	LVFL Flat	LPVC PVC	LWFL Flat	LWSQ Square	WWFL Flat	WWSQ Square	BBFL Flat
	LVBP Bumper		LWTP Tapered Ply	LWBN Bullnose	WWTP Tapered Ply	WWBN Bullnose	BBBN Bullnose
			LWFP Flat Ply	LWPR Prism	WWFP Flat Ply	WWPR Prism	

Solid Surface	
Acrylic	Corian®
AAOP Opaque	COFL Flat
AATL Translucent	COBN Bullnose
	COPR Prism



Complete Table List Pricing

Top Size	Base Qty.	Base Style	Model #										
Rectangle	18	48	2	T	DUT1848RE	1,404	1,404	1,484	1,671	2,068	1,775	2,113	2,247
	18	60	2	T	DUT1860RE	1,482	1,482	1,577	1,799	2,247	1,901	2,340	2,355
	18	72	2	T	DUT1872RE	1,557	1,557	1,661	1,933	2,428	2,041	2,565	2,537
	18	84	2	T	DUT1884RE	1,799	1,799	1,881	2,163	2,653	2,313	2,861	2,789
	18	96	2	T	DUT1896RE	1,933	1,933	2,006	2,255	2,833	2,412	3,027	2,969
	24	30	1	X	DUX2430RE	1,306	1,306	1,382	1,689	1,984	1,816	2,112	2,137
	24	36	1	X	DUX2436RE	1,469	1,469	1,552	1,905	2,193	2,010	2,334	2,470
	24	42	1	X	DUX2442RE	1,521	1,521	1,594	1,970	2,289	2,082	2,440	2,776
	24	48	1	X	DUX2448RE	1,579	1,579	1,668	2,086	2,440	2,213	2,607	2,864
	24	60	2	T	DUT2460RE	1,586	1,586	1,682	2,130	2,532	2,270	2,724	3,172
	24	72	2	T	DUT2472RE	1,679	1,679	1,790	2,285	2,745	2,448	2,966	3,571
	24	84	2	T	DUT2484RE	2,024	2,024	2,127	2,415	3,192	2,595	3,471	3,863
	24	96	2	T	DUT2496RE	2,116	2,116	2,231	2,545	3,386	2,739	3,686	4,155
	30	36	1	X	DUX3036RE	1,541	1,541	1,613	1,990	2,305	2,105	2,457	2,741
	30	42	2	T	DUT3042RE	1,617	1,617	1,700	2,159	2,514	2,291	2,690	3,150
	30	48	1	X	DUX3048RE	1,775	1,775	1,865	2,332	2,716	2,476	2,905	3,345
	30	60	2	T	DUT3060RE	1,803	1,803	1,904	2,409	2,848	2,573	3,065	3,719
	30	72	2	T	DUT3072RE	1,912	1,912	2,035	2,529	3,028	2,710	3,266	4,204
	30	84	2	T	DUT3084RE	2,281	2,281	2,386	2,681	3,457	2,878	3,749	4,496
	30	96	2	T	DUT3096RE	2,394	2,394	2,508	2,831	3,732	3,048	4,059	4,787
	36	42	2	T	DUT3642RE	1,808	1,808	1,902	2,365	2,754	2,512	2,945	3,606
	36	48	2	T	DUT3648RE	1,873	1,873	1,971	2,450	2,867	2,605	3,069	3,711
	36	60	2	T	DUT3660RE	2,025	2,025	2,140	2,617	3,089	2,794	3,324	4,263
	36	72	2	T	DUT3672RE	2,156	2,156	2,279	2,822	3,354	3,021	3,623	4,822
	36	84	2	T	DUT3684RE	2,545	2,545	2,657	2,988	3,728	3,210	4,043	5,379
	36	96	2	TT	DUTT3696RE	2,879	2,879	3,011	3,357	4,209	3,600	4,556	6,130

Continued on next page

*T-bases can be specified on 30" x 42" and 30" x 48" rectangle tables, please refer to Base Only Pricing and Top Only Pricing.
X-bases are recommended for dining applications.

How to Order

Table Model Number							Options
DUT	3672	RA	WWSQ	WMW	N/A	MBM	TWC2
Base Series	Top Size	Top Shape	Top Material Edge Profile	Top Finish	Edge Finish	Base Finish	Casters

A DUT3672RAWWSQWMWMBM is a Dunhill series 36"x 72" racetrack table with two black powder coated T-bases and a wood veneer 1.25" thick top with a 1.25" square wood edge profile.

Edge finish applies when edge material is different from top material.

The code: TWC2 specifies 2" twin wheel locking casters.

-	-
-	-
-	-
-	-
-	-
2,571	2,145
3,141	2,442
3,341	2,619
3,636	2,800
-	3,101
-	3,480
-	-
-	-
3,490	2,702
3,896	2,940
4,393	3,282
5,135	3,638
6,317	4,093
-	-
-	-
-	3,662
5,051	4,183
6,434	4,219
7,361	4,740
9,296	-
10,033	-

Options

Base Finishes		
Custom Powder Coat (set-up charge)	CPC	413
Polished or Satin Chrome (per X base)	use finish code	207
Polished or Satin Chrome (T & TT base, per column)	use finish code	715
Premium Plated (per X base)	use finish code	385
Premium Plated (T & TT base, per column)	use finish code	1,650
Stainless Steel (per base)	use finish code	

Base Options		
Counter, Bar, & Alternate Height (per column)	CH, BH, AH	76
Super Level Glides (per base)	GSL	40
Locking Casters 2" Twin Wheel (qty. 4)	TWC2	65
Tilt-top - (standard cable release)	TMX/TMT	312 X-base/ 483 T-base
Folding	FM	312 T-base

Top Materials and Finishes		
Any non-standard WCI Laminates (set-up charge)	use manufacturers finish code	165
Premium Laminates	PL	1
Custom Wood Veneer	CWV	1
Stain to Match (set-up charge)	STM	476

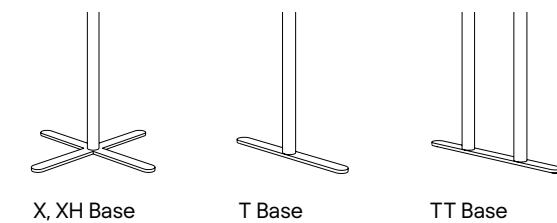
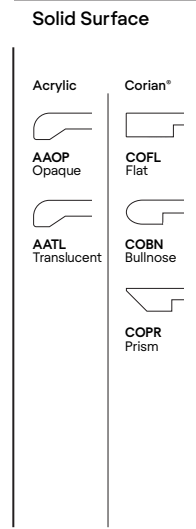
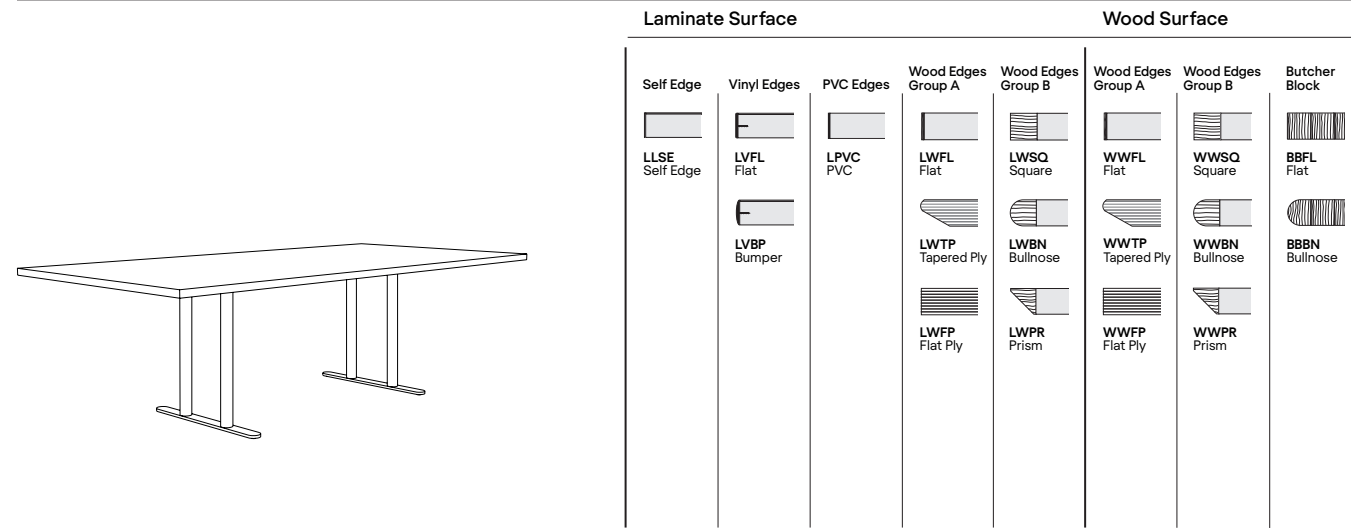
Top Options		
3" Radius Corner (per corner)	CRL3	40
(laminate self edge, Ultrafoam, Corian®, 3form® Chroma®)		
3" Wood Radius Corner (per corner)	CRW3	95
(not available in LWFL and WWFL)		
Custom Radius Corner	CRC	95
Custom Size	CS	1
Custom Shape	CSH	1
Custom Edge Thickness	CET	1
Ganging Clips (1 set includes 2 male and 2 female clips)	GC	171

Grommets		
2" Round Metal Grommet - Matte Black	GMBM	160
2" Round Metal Grommet - Satin Chrome	GMSC	160
2" Round Metal Grommet - Polished Chrome	GMPC	160
2" Round Plastic Grommet - Matte Black	GPMBM	51
Grommet location	use location code	n/c

Power, Data, & Wire Management		
Wire management		Pages 234-235
Power & data		Pages 236-237

Call for pricing

844.815.2217



Complete Table List Pricing

	Top Size	Base Qty.	Base Style	Model #									
Rectangle	42	72	2	TT	DUTT4272RE	2,493	2,493	2,596	3,127	3,757	3,240	3,904	-
	42	84	2	TT	DUTT4284RE	2,900	2,900	3,011	3,307	4,117	3,684	4,615	-
	42	96	2	TT	DUTT4296RE	3,049	3,049	3,171	3,501	4,477	3,909	4,684	-
	48	96	2	TT	DUTT4896RE	3,336	3,336	3,456	3,907	4,949	4,499	5,276	-
	48	120	2	TT	DUTT48120RE	3,675	3,675	3,829	4,292	5,310	4,985	5,762	-

Options

Base Finishes		
Custom Powder Coat (set-up charge)	CPC	413
Polished or Satin Chrome (per X base)	use finish code	207
Polished or Satin Chrome (T & TT base, per column)	use finish code	715
Premium Plated (per X base)	use finish code	385
Premium Plated (T & TT base, per column)	use finish code	1,650
Stainless Steel (per base)	use finish code	

Base Options		
Counter, Bar, & Alternate Height (per column)	CH, BH, AH	76
Super Level Glides (per base)	GSL	40
Locking Casters 2" Twin Wheel (qty. 4)	TWC2	65
Tilt-top - (standard cable release)	TMX/TMT	312 X-base/ 483 T-base
Folding	FM	312 T-base

Top Materials and Finishes		
Any non-standard WCI Laminates (set-up charge)	use manufacturers finish code	165
Premium Laminates	PL	1
Custom Wood Veneer	CWV	1
Stain to Match (set-up charge)	STM	476

Top Options		
3" Radius Corner (per corner)	CRL3	40
(laminate self edge, Ultrafoam, Corian®, 3form® Chroma®)		
3" Wood Radius Corner (per corner)	CRW3	95
(not available in LWFL and WWFL)		
Custom Radius Corner	CRC	95
Custom Size	CS	1
Custom Shape	CSH	1
Custom Edge Thickness	CET	1
Ganging Clips (1 set includes 2 male and 2 female clips)	GC	171

Grommets		
2" Round Metal Grommet - Matte Black	GMBM	160
2" Round Metal Grommet - Satin Chrome	GMSC	160
2" Round Metal Grommet - Polished Chrome	GMPC	160
2" Round Plastic Grommet - Matte Black	GPMBM	51
Grommet location	use location code	n/c

Power, Data, & Wire Management		
Wire management		Pages 234-235
Power & data		Pages 236-237

Call for pricing 844.815.2217

How to Order

Table Model Number						Options		
DUT	3672	RE	WWSQ	WMW	N/A	MBM	GMBM	E
Base Series	Top Size	Top Shape	Top Material Edge Profile	Top Finish	Edge Finish	Base Finish	Matte Black Grommet	Location "E"
A DUT3672REWWSQWMWMBM is a Dunhill series 36" x 72" rectangle table with two black powder coated T-bases and a wood veneer 1.25" thick top with a 1.25" square wood edge profile.						Edge finish applies when edge material is different from top material.	The code: GMBM specifies a matte black 2" diameter metal grommet.	The code: E specifies the location of the grommet.