

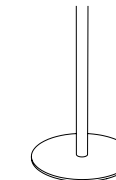


DISC
2023

**WEST
COAST
INDUSTRIES**

Laminate Surface			Wood Surface				
Self Edge	Vinyl Edges	PVC Edges	Wood Edges Group A	Wood Edges Group B	Wood Edges Group A	Wood Edges Group B	Butcher Block
LSE Self Edge	LVFL Flat	LPVC PVC	LWFL Flat	LWSQ Square	WWFL Flat	WWSQ Square	BBFL Flat
	LVBP Bumper		LWTP Tapered Ply	LWBN Bullnose	WWTP Tapered Ply	WWBN Bullnose	BBBN Bullnose
			LWFP Flat Ply	LWPR Prism	WWFP Flat Ply	WWPR Prism	

Solid Surface		Quartz Surface	
Acrylic	Corian*	Caesarstone® Q1	Okite® Q2
AAOP Opaque	COFL Flat	Q1FL Flat	Q2FL Flat
AATL Translucent	COBN Bullnose	Q1BN Bullnose	Q2BN Bullnose
	COPR Prism		



Complete Table List Pricing

Shape	Top Size	Base Qty.	Model #	1,076	1,155	1,408	1,676	1,423	1,791	1,658
Round	24	1	DI24RD	1,076	1,155	1,408	1,676	1,423	1,791	1,658
	30	1	DI30RD	1,173	1,271	1,587	1,874	1,697	2,014	2,049
	36	1	DI36RD	1,585	1,701	2,075	2,407	2,115	2,574	2,824
	42	1	DI42RD	1,746	1,874	2,258	2,670	2,407	2,869	3,660
	48	1	DI48RD	2,133	2,277	2,702	3,174	2,879	3,410	4,320
	54	1	DI54RD	2,310	2,477	3,046	4,021	3,266	4,360	-
	60	1	DI60RD	2,591	2,771	3,236	4,150	3,809	4,510	-
Oval	36 72	2	DI3672OV	2,544	2,625	2,957	3,311	3,231	3,575	-
	42 54	2	DI4254OV	2,507	2,551	2,877	3,397	3,116	3,494	-
	42 78	2	DI4278OV	3,544	3,610	3,918	4,268	4,145	4,536	-
	42 84	2	DI4284OV	3,633	3,719	3,997	4,397	4,230	4,682	-
	48 78	2	DI4878OV	4,134	4,225	4,494	4,891	4,737	5,182	-
RD Square	24 24	1	DI2424RS	1,077	1,165	1,407	1,676	1,423	1,791	1,769
	30 30	1	DI3030RS	1,173	1,279	1,587	1,874	1,697	2,014	2,197
	36 36	1	DI3636RS	1,585	1,693	2,057	2,407	2,115	2,574	3,011
	42 42	1	DI4242RS	1,726	1,848	2,258	2,670	2,407	2,869	3,953
	48 48	1	DI4848RS	2,135	2,277	2,703	3,174	2,880	3,411	4,664
Square	24 24	1	DI2424SQ	1,077	1,165	1,407	1,676	1,423	1,791	1,769
	30 30	1	DI3030SQ	1,173	1,279	1,587	1,874	1,697	2,014	2,197
	36 36	1	DI3636SQ	1,585	1,693	2,057	2,407	2,115	2,574	3,011
	42 42	1	DI4242SQ	1,726	1,848	2,258	2,670	2,407	2,869	3,953
	48 48	1	DI4848SQ	2,135	2,277	2,703	3,174	2,880	3,411	4,664

Continued on next page

2,047	1,912	3,838	5,163
2,778	2,345	4,805	7,152
3,797	3,185	6,724	8,764
4,831	3,808	8,087	10,977
6,417	4,737	-	-
8,172	5,508	-	-
10,106	6,384	-	-
-	-	-	-
7,021	-	-	-
9,802	-	-	-
-	-	-	-
-	-	-	-
-	-	-	-
2,049	1,778	2,649	4,494
2,783	2,177	4,028	6,261
3,807	2,996	5,292	7,963
4,846	3,583	6,952	9,731
6,434	4,491	-	-

Options

Base Finishes		
Custom Powder Coat (set-up charge)	CPC	660
Polished or Satin Chrome (per base)	use finish code	1,430
Premium Plated (per base)	use finish code	1,650
Stainless Steel (per base)	use finish code	1,650

Base Options		
Counter, Bar, & Alternate Height (per column)	CH, BH, AH	76
Nylon Octagon Glides (per base)	GNO	40
Custom Top Plate Size	CTPS	224
6" Column (black texture and powder coat)	COL6	286
6" Column (polished or satin chrome)	COLP6	446
6" Column (premium plated)	COLPP6	
6" Column (veneer)	COLV6	
Base sizes may vary with quartz tops		

Top Materials and Finishes		
Any non-standard WCI Laminates (set-up charge)	use manufacturers finish code	165
Premium Laminates	PL	476
Custom Wood Veneer	CWV	
Stain to Match (set-up charge)	STM	

Top Options		
3" Radius Corner (per corner)	CRL3	40
(laminate self edge, Ultrafoam, Corian®, 3form® Chroma®)		
3" Wood Radius Corner (per corner)	CRW3	95
(not available in LWFL and WWFL)		
Custom Size	CS	95
Custom Radius Corner	CRC	
Custom Shape	CSH	
Custom Edge Thickness	CET	

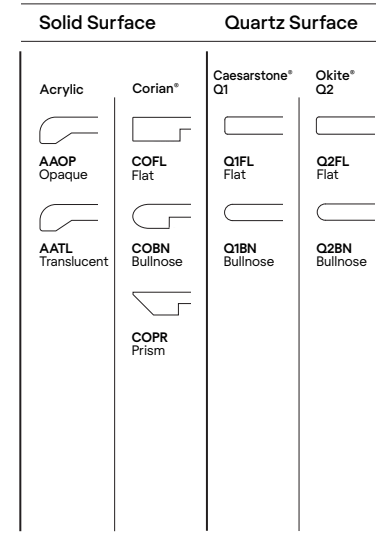
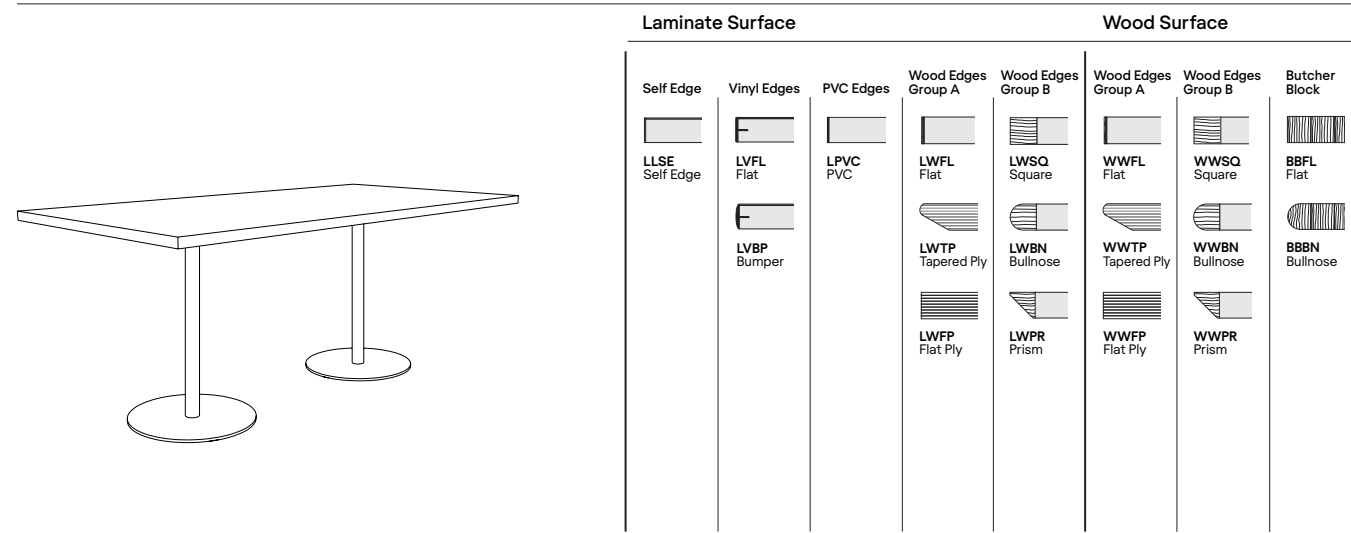
Grommets		
2" Round Metal Grommet - Matte Black	GMBM	160
2" Round Metal Grommet - Satin Chrome	GMSC	160
2" Round Metal Grommet - Polished Chrome	GMPC	51
2" Round Plastic Grommet - Matte Black	GPMBM	n/c
Grommet location	use location code	

Call for pricing

844.815.2217

How to Order

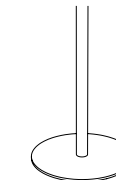
Table Model Number						Options		
DI	4896	RA	WWSQ	WMW	N/A	MBM	GMBM	E
Base Series	Top Size	Top Shape	Top Material Edge Profile	Top Finish	Edge Finish	Base Finish	Matte Black Grommet	Location "E"
A DI4896RAWWSQWMWMBM is a Disc series 48" x 96" racetrack table with two black powder coat round bases and a wood veneer 1.25" thick top with a 1.25" square wood edge profile.					Edge finish applies when edge material is different from top material.		The code: GMBM specifies a matte black 2" diameter metal grommet.	
							The code: E specifies the location of the grommet.	



Complete Table List Pricing

	Top Size		Base Qty.	Model #								
Rectangle	24	30	1	DI2430RE	1,123	1,123	1,198	1,505	1,801	1,632	1,928	1,955
	24	36	1	DI2436RE	1,454	1,454	1,538	1,890	2,178	1,995	2,320	2,454
	24	42	1	DI2442RE	1,506	1,506	1,579	1,956	2,274	2,067	2,424	2,761
	24	48	1	DI2448RE	1,563	1,563	1,652	2,070	2,424	2,198	2,592	2,849
	24	60	2	DI2460RE	2,151	2,151	2,246	2,694	3,097	2,835	3,288	3,737
	24	72	2	DI2472RE	2,242	2,242	2,354	2,849	3,309	3,012	3,530	4,135
	24	84	2	DI2484RE	2,588	2,588	2,692	2,979	3,757	3,159	4,035	4,428
	24	96	2	DI2496RE	2,680	2,680	2,795	3,110	3,949	3,303	4,250	4,719
	30	36	1	DI3036RE	1,526	1,526	1,597	1,976	2,290	2,090	2,443	2,726
	30	42	1	DI3042RE	1,583	1,583	1,665	2,125	2,479	2,257	2,655	3,115
	30	48	1	DI3048RE	1,863	1,863	1,953	2,420	2,804	2,565	2,994	3,433
	30	60	2	DI3060RE	2,258	2,258	2,360	2,864	3,303	3,028	3,520	4,175
	30	72	2	DI3072RE	2,367	2,367	2,490	2,984	3,484	3,166	3,721	4,660
	30	84	2	DI3084RE	2,737	2,737	2,841	3,136	3,913	3,333	4,204	4,951
	30	96	2	DI3096RE	2,849	2,849	2,963	3,287	4,188	3,504	4,514	5,243
	36	42	1	DI3642RE	1,658	1,658	1,751	2,214	2,604	2,362	2,794	3,456
	36	48	1	DI3648RE	1,946	1,946	2,044	2,522	2,939	2,676	3,142	3,783
	36	60	2	DI3660RE	2,936	2,936	3,050	3,528	4,000	3,705	4,235	5,173
	36	72	2	DI3672RE	3,067	3,067	3,190	3,732	4,265	3,931	4,534	5,733
	36	84	2	DI3684RE	3,456	3,456	3,567	3,898	4,639	4,121	4,953	6,290
36	96	2	DI3696RE	3,587	3,587	3,719	4,066	4,917	4,309	5,265	6,839	
42	72	2	DI4272RE	3,647	3,647	3,750	4,281	4,910	4,392	5,058	-	
42	84	2	DI4284RE	4,052	4,052	4,165	4,461	5,271	4,838	5,768	-	
42	96	2	DI4296RE	4,203	4,203	4,325	4,655	5,631	5,063	5,838	-	
48	96	2	DI4896RE	4,379	4,379	4,499	4,950	5,991	5,542	6,318	-	
48	120	2	DI4812ORE	4,717	4,717	4,872	5,335	6,353	6,028	6,805	-	

Acrylic	Corian*	Caesarstone® Q1	Okite® Q2
AAOP Opaque	COFL Flat	Q1FL Flat	Q2FL Flat
AATL Translucent	COBN Bullnose	Q1BN Bullnose	Q2BN Bullnose
	COPR Prism		
2,388	1,961	2,629	5,023
3,125	2,427	3,179	5,840
3,325	2,604	3,551	6,193
3,620	2,784	-	-
-	3,665	-	-
-	4,045	-	-
-	-	-	-
-	-	-	-
3,476	2,686	3,853	6,724
3,862	2,906	4,099	6,901
4,481	3,370	-	-
5,590	4,093	-	-
6,773	4,549	-	-
-	-	-	-
-	-	-	-
-	3,511	4,791	8,069
5,124	4,255	-	-
7,345	5,129	-	-
8,272	5,651	-	-
10,207	-	-	-
10,742	-	-	-
-	-	-	-
-	-	-	-
-	-	-	-
-	-	-	-
-	-	-	-
-	-	-	-



Options

Base Finishes		
Custom Powder Coat (set-up charge)	CPC	660
Polished or Satin Chrome (per base)	use finish code	1,430
Premium Plated (per base)	use finish code	1,650
Stainless Steel (per base)	use finish code	1,650
Base Options		
Counter, Bar, & Alternate Height (per column)	CH, BH, AH	76
Nylon Octagon Glides (per base)	GNO	40
Custom Top Plate Size	CTPS	1
6" Column (black texture and powder coat)	COL6	224
6" Column (polished or satin chrome)	COLP6	286
6" Column (premium plated)	COLPP6	1
6" Column (veneer)	COLV6	446
Base sizes may vary with quartz tops		
Top Materials and Finishes		
Any non-standard WCI Laminates (set-up charge)	use manufacturers finish code	165
Premium Laminates	PL	1
Custom Wood Veneer	CWV	1
Stain to Match (set-up charge)	STM	476
Top Options		
3" Radius Corner (per corner)	CRL3	40
(laminates self edge, Ultrafoam, Corian®, 3form® Chroma®)		
3" Wood Radius Corner (per corner)	CRW3	95
(not available in LWFL and WWFL)		
Custom Size	CS	1
Custom Radius Corner	CRC	95
Custom Shape	CSH	1
Custom Edge Thickness	CET	1
Grommets		
2" Round Metal Grommet - Matte Black	GMBM	160
2" Round Metal Grommet - Satin Chrome	GMSC	160
2" Round Metal Grommet - Polished Chrome	GMPC	160
2" Round Plastic Grommet - Matte Black	GPMBM	51
Grommet location	use location code	n/c

Call for pricing 844.815.2217

How to Order

Table Model Number						Options		
DI	3642	RE	WWSQ	WMW	N/A	MBM	GMBM	E
Base Series	Top Size	Top Shape	Top Material Edge Profile	Top Finish	Edge Finish	Base Finish	Matte Black Grommet	Location "E"
A DI3642REWWSQWMWMBM is a Disc series 36" x 42" rectangle table with a black powder coat round base and a wood veneer 1.25" thick top with a 1.25" square wood edge profile.					Edge finish applies when edge material is different from top material.		The code: GMBM specifies a matte black 2" diameter metal grommet.	
							The code: E specifies the location of the grommet.	