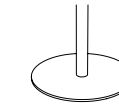


Laminate			Wood		
Self Edge Vinyl Edges	Wood Edges Group A	Wood Edges Group B	Wood Edges Group A	Wood Edges Group B	
LLSE Self Edge	LWFL Flat	LWBN Bullnose	WWFL Flat	WWBN Bullnose	
	LWTP Tapered Ply	LWPR Prism	WWTP Tapered Ply	WWPR Prism	
	LWFP Flat Ply	LWSQ Square	WWFP Flat Ply	WWSQ Square	

Solid Surface		Quartz		
Acrylic	Corian®	3form® Chroma®	Caesarstone® Q1	Okite® Q2
AAOP Opaque	COFL Flat	3FFL Flat	Q1FL Flat	Q2FL Flat
AATL Translucent	COBN Bullnose	3FBN Bullnose	Q1BN Bullnose	Q2BN Bullnose
	COPR Prism	3FPR Prism		



Complete Table List Pricing

	Top Size	Table Height	Base Qty.	Model #						
Round	20	16	1	DI20RD16	783	1,003	1,158	984	1,223	
	20	18	1	DI20RD18	783	1,003	1,158	984	1,223	
	20	20	1	DI20RD20	783	1,003	1,158	984	1,223	
	24	16	1	DI24RD16	823	1,086	1,298	1,098	1,389	
	24	18	1	DI24RD18	823	1,086	1,298	1,098	1,389	
	24	20	1	DI24RD20	823	1,086	1,298	1,098	1,389	
RD Square	30	16	1	DI30RD16	900	1,228	1,455	1,228	1,565	
	30	18	1	DI30RD18	900	1,228	1,455	1,228	1,565	
	36	16	1	DI36RD16	1,216	1,603	1,866	1,635	1,998	
	36	18	1	DI36RD18	1,216	1,603	1,866	1,635	1,998	
	42	16	1	DI42RD16	1,343	1,748	2,073	1,866	2,231	
	42	18	1	DI42RD18	1,343	1,748	2,073	1,866	2,231	
	20	20	16	1	DI2020RS16	781	1,002	1,182	987	1,234
	20	20	18	1	DI2020RS18	781	1,002	1,182	987	1,234
	20	20	20	1	DI2020RS20	781	1,002	1,182	987	1,234
	24	24	16	1	DI2424RS16	825	1,086	1,298	1,098	1,389
	24	24	18	1	DI2424RS18	825	1,086	1,298	1,098	1,389
	24	24	20	1	DI2424RS20	825	1,086	1,298	1,098	1,389
30	30	16	1	DI3030RS16	900	1,228	1,455	1,228	1,565	
30	30	18	1	DI3030RS18	900	1,228	1,455	1,228	1,565	
36	36	16	1	DI3636RS16	1,216	1,589	1,866	1,635	1,998	
36	36	18	1	DI3636RS18	1,216	1,589	1,866	1,635	1,998	

Continued on next page

How to Order

Table Model Number

DI Base Series    24 Top Size    RD Top Shape    18 Table Height    AAOP Material    AWQ Top Finish    MBM Base Finish

A DI24RD18AAOPAWQMBM is a Disc series 24" round x 18" high round occasional table with a black powder coat round base and an opaque acrylic 1.25" thick top with a waterfall edge profile.

The codes: AWQ specify a white quartz acrylic top.

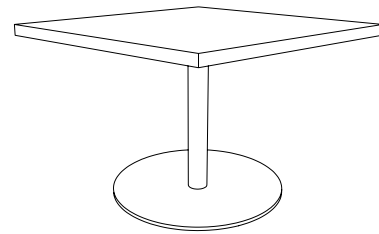
-	1,320	1,912	-	-
-	1,320	1,912	-	-
-	1,320	1,912	-	-
1,591	1,484	2,226	3,007	4,055
1,591	1,484	2,226	3,007	4,055
1,591	1,484	2,226	3,007	4,055
2,169	1,827	3,483	3,771	5,627
2,169	1,827	3,483	3,771	5,627
2,965	2,480	4,844	5,279	6,891
2,965	2,480	4,844	5,279	6,891
3,782	2,973	6,274	6,356	8,640
3,782	2,973	6,274	6,356	8,640
-	1,742	-	-	-
-	1,742	-	-	-
-	1,742	-	-	-
-	-	2,184	-	-
-	-	2,184	-	-
-	-	2,184	-	-
-	-	3,426	-	-
-	-	3,426	-	-
-	-	4,779	-	-
-	-	4,779	-	-

Options

<b>Base Finishes</b>		
Custom Powder Coat (set-up charge)	CPC	381
Polished or Satin Chrome (per column)	use finish code	400
Premium Plated (per base)	use finish code	675
Stainless Steel Column and Base Cover (per base)	use finish code	1,500
<b>Top Materials and Finishes</b>		
Any non-standard WCI Laminates (set-up charge)	use manufacturers finish code	150
Premium Laminates	PL	1
Custom Wood Veneer	CWV	1
Stain to Match (set-up charge)	STM	433
<b>Top Options</b>		
Custom Size	CS	1

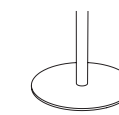
Call for pricing

844.815.2217



Laminate		Wood		
Self Edge Vinyl Edges	Wood Edges Group A	Wood Edges Group B	Wood Edges Group A	Wood Edges Group B
LLSE Self Edge	LWFL Flat	LWBN Bullnose	WWFL Flat	WWBN Bullnose
	LWTP Tapered Ply	LWPR Prism	WWTP Tapered Ply	WWPR Prism
	LWFP Flat Ply	LWSQ Square	WWFP Flat Ply	WWSQ Square

Solid Surface		Quartz		
Acrylic	Corian®	3form® Chroma®	Caesarstone® Q1	Okite® Q2
AAOP Opaque	COFL Flat	3FFL Flat	Q1FL Flat	Q2FL Flat
AATL Translucent	COBN Bullnose	3FBN Bullnose	Q1BN Bullnose	Q2BN Bullnose
	COPR Prism	3FPR Prism		



Complete Table List Pricing

	Top Size	Table Height	Base Qty.	Model #					
RD Square	42 42	16	1	DI4242RS16	1,327	1,748	2,073	1,866	2,231
	42 42	18	1	DI4242RS18	1,327	1,748	2,073	1,866	2,231
Square	20 20	16	1	DI2020SQ16	781	1,002	1,182	987	1,234
	20 20	18	1	DI2020SQ18	781	1,002	1,182	987	1,234
	20 20	20	1	DI2020SQ20	781	1,002	1,182	987	1,234
	24 24	16	1	DI2424SQ16	825	1,086	1,298	1,098	1,389
	24 24	18	1	DI2424SQ18	825	1,086	1,298	1,098	1,389
	24 24	20	1	DI2424SQ20	825	1,086	1,298	1,098	1,389
	30 30	16	1	DI3030SQ16	900	1,228	1,455	1,228	1,565
	30 30	18	1	DI3030SQ18	900	1,228	1,455	1,228	1,565
	36 36	16	1	DI3636SQ16	1,216	1,589	1,866	1,635	1,998
	36 36	18	1	DI3636SQ18	1,216	1,589	1,866	1,635	1,998
Rectangle	42 42	16	1	DI4242SQ16	1,327	1,748	2,073	1,866	2,231
	42 42	18	1	DI4242SQ18	1,327	1,748	2,073	1,866	2,231
	20 30	16	1	DI2030RE16	817	1,018	1,321	1,073	1,415
	20 30	18	1	DI2030RE18	817	1,018	1,321	1,073	1,415
	20 36	16	1	DI2036RE16	837	1,065	1,383	1,125	1,484
	20 36	18	1	DI2036RE18	837	1,065	1,383	1,125	1,484

Continued on next page

How to Order

Table Model Number

DI	4242	SQ	18	WWFL	WMW	N/A	MBM
Base Series	Top Size	Top Shape	Table Height	Material	Top Finish	Edge Finish	Base Finish

A DI4242SQ18WWFLWMWMBM is a Disc series 42" x 42" square x 18" high occasional table with a black powder coat round base and a wood veneer 1.25" thick top with a .125" flat wood edge profile.

Edge finish applies when edge material is different from top material.

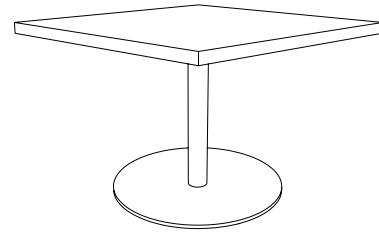
-	-	6,194	-	-
-	-	6,194	-	-
-	1,246	1,742	-	-
-	1,246	1,742	-	-
-	1,246	1,742	-	-
1,593	1,378	2,184	2,067	3,525
1,593	1,378	2,184	2,067	3,525
1,593	1,378	2,184	2,067	3,525
2,173	1,694	3,426	3,158	4,923
2,173	1,694	3,426	3,158	4,923
2,973	2,332	4,779	4,146	6,258
2,973	2,332	4,779	4,146	6,258
3,794	2,796	6,194	5,459	7,655
3,794	2,796	6,194	5,459	7,655
-	1,354	2,386	-	-
-	1,354	2,386	-	-
-	1,433	2,687	-	-
-	1,433	2,687	-	-

Options

Base Finishes		
Custom Powder Coat (set-up charge)	CPC	381
Polished or Satin Chrome (per column)	use finish code	400
Premium Plated (per base)	use finish code	675
Stainless Steel Column and Base Cover (per base)	use finish code	1,500
Top Materials and Finishes		
Any non-standard WCI Laminates (set-up charge)	use manufacturers finish code	150
Premium Laminates	PL	1
Custom Wood Veneer	CWV	1
Stain to Match (set-up charge)	STM	433
Top Options		
Custom Size	CS	1

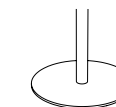
Call for pricing

844.815.2217



Laminate		Wood			
Self Edge Vinyl Edges	Wood Edges Group A	Wood Edges Group B	Wood Edges Group A	Wood Edges Group B	
LLSE Self Edge	LWFL Flat	LWBN Bullnose	WWFL Flat	WWBN Bullnose	
	LWTP Tapered Ply	LWPR Prism	WWTP Tapered Ply	WWPR Prism	
	LWFP Flat Ply	LWSQ Square	WWFP Flat Ply	WWSQ Square	

Solid Surface		Quartz		
Acrylic	Corian®	3form® Chroma®	Caesarstone® Q1	Okite® Q2
AAOP Opaque	COFL Flat	3FFL Flat	Q1FL Flat	Q2FL Flat
AATL Translucent	COBN Bullnose	3FBN Bullnose	Q1BN Bullnose	Q2BN Bullnose
	COPR Prism	3FPR Prism		



Complete Table List Pricing

	Top Size		Table Height	Base Qty.	Model #					
Rectangle	30	36	16	1	DI3036RE16	1,169	1,524	1,773	1,615	1,894
	30	36	18	1	DI3036RE18	1,169	1,524	1,773	1,615	1,894
	30	42	16	1	DI3042RE16	1,214	1,643	1,923	1,747	2,062
	30	42	18	1	DI3042RE18	1,214	1,643	1,923	1,747	2,062
	30	48	16	1	DI3048RE16	1,428	1,643	1,923	1,747	2,062
	30	48	18	1	DI3048RE18	1,428	1,643	1,923	1,747	2,062

2,710	2,087	4,181	3,010	5,279
2,710	2,087	4,181	3,010	5,279
3,016	2,260	4,733	3,203	5,419
3,016	2,260	4,733	3,203	5,419
3,016	2,260	4,733	3,203	5,419
3,016	2,260	4,733	3,203	5,419

Options

Base Finishes		
Custom Powder Coat (set-up charge)	CPC	381
Polished or Satin Chrome (per column)	use finish code	400
Premium Plated (per base)	use finish code	675
Stainless Steel Column and Base Cover (per base)	use finish code	1,500
Top Materials and Finishes		
Any non-standard WCI Laminates (set-up charge)	use manufacturers finish code	150
Premium Laminates	PL	1
Custom Wood Veneer	CWV	1
Stain to Match (set-up charge)	STM	433
Top Options		
Custom Size	CS	1

Call for pricing

844.815.2217

How to Order

Table Model Number

DI	4242	SQ	18	WWFL	WMW	N/A	MBM
Base Series	Top Size	Top Shape	Table Height	Material	Top Finish	Edge Finish	Base Finish

A DI4242SQ18WWFLWMWMBM is a Disc series 42" x 42" square x 18" high occasional table with a black powder coat round base and a wood veneer 1.25" thick top with a .125" flat wood edge profile.

Edge finish applies when edge material is different from top material.